

# TM 9-4520-271-24P

---

## TECHNICAL MANUAL

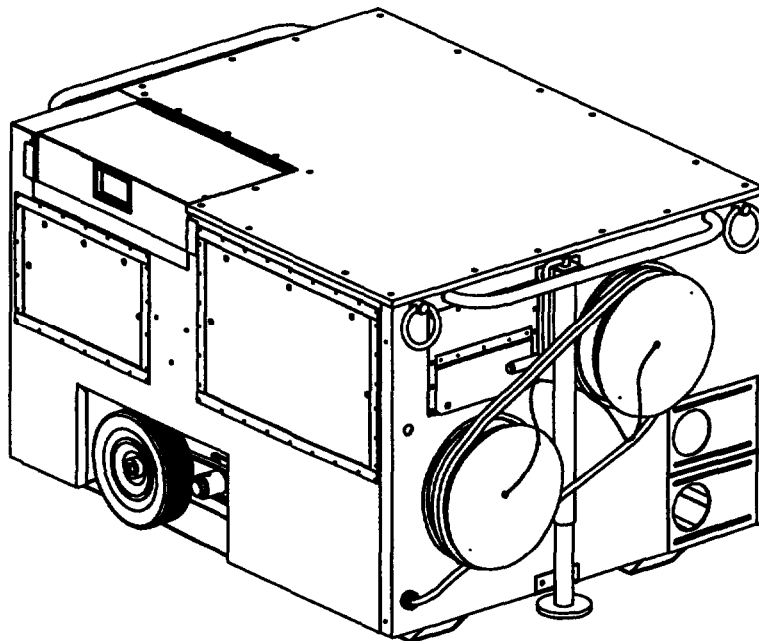
### UNIT, DIRECT SUPPORT, AND GENERAL SUPPORT MAINTENANCE REPAIR PARTS SPECIAL TOOLS LIST MANUAL

FOR

### IMPROVED ARMY SPACE HEATER (IASH), ELECTRIC POWERED, MULTI-FUEL, 140,000 BTU, MODEL H-140

FOR

NSN 4520-01-477-0568 (EIC: IMS)



DISTRIBUTION STATEMENT A - Approved for public release; distribution is unlimited.

---

**HEADQUARTERS, DEPARTMENT OF THE ARMY**  
**15 FEBRUARY 2006**



INSERT LATEST CHANGED PAGES/WORK PACKAGES. DESTROY SUPERSEDED DATA.

**LIST OF EFFECTIVE PAGES/WORK PACKAGES**

NOTE: The portion of the text affected by the changes is indicated by an asterisk (\*) to the left of the item. Changes to illustrations are indicated by miniature pointing hands or vertical lines in the outer margins of the page.

Dates of issue for original and changed pages/work packages are:

Original .. 0 .. Date 15 February 2006

**TOTAL NUMBER OF PAGES FOR FRONT AND REAR MATTER IS 155 AND TOTAL NUMBER OF WORK PACKAGES IS 48, CONSISTING OF THE FOLLOWING:**

<b>Page/WP No.</b>	<b>*Change No.</b>	<b>Page/WP No.</b>	<b>*Change No.</b>
Title .....	0	WP 0022 .....	0
A .....	0	WP 0023 .....	0
B Blank .....	0	WP 0024 .....	0
.....	0	WP 0025 .....	0
ii Blank .....	0	WP 0026 .....	0
iii- iv .....	0	WP 0027 .....	0
WP 0001 .....	0	WP 0028 .....	0
WP 0002 .....	0	WP 0029 .....	0
WP 0003 .....	0	WP 0030 .....	0
WP 0004 .....	0	WP 0031 .....	0
WP 0005 .....	0	WP 0032 .....	0
WP 0006 .....	0	WP 0033 .....	0
WP 0007 .....	0	WP 0034 .....	0
WP 0008 .....	0	WP 0035 .....	0
WP 0009 .....	0	WP 0036 .....	0
WP 0010 .....	0	WP 0037 .....	0
WP 0011 .....	0	WP 0038 .....	0
WP 0012 .....	0	WP 0039 .....	0
WP 0013 .....	0	WP 0040 .....	0
WP 0014 .....	0	WP 0041 .....	0
WP 0015 .....	0	WP 0042 .....	0
WP 0016 .....	0	WP 0043 .....	0
WP 0017 .....	0	WP 0044 .....	0
WP 0018 .....	0	WP 0045 .....	0
WP 0019 .....	0	WP 0046 .....	0
WP 0020 .....	0	WP 0047 .....	0
WP 0021 .....	0	WP 0048 .....	0

\* Zero in this column indicates an original page or work package.



TM 9-4520-271-24P

HEADQUARTERS,  
DEPARTMENT OF THE ARMY  
WASHINGTON, D.C., 15 FEBRUARY 2006

**TECHNICAL MANUAL**

**UNIT, DIRECT SUPPORT, AND GENERAL SUPPORT MAINTENANCE  
REPAIR PARTS AND SPECIAL TOOLS LIST MANUAL**

**FOR**

**IMPROVED ARMY SPACE HEATER (IASH),  
ELECTRIC POWERED, MULTI-FUEL,  
140,000 BTU, MODEL H-140**

**NSN 4520-01-477-0568 (EIC: IMS)**

**REPORTING ERRORS AND RECOMMENDING IMPROVEMENTS**

You can help improve this manual. If you find any mistakes or if you know of a way to improve the procedures, please let us know. Mail your letter or DA Form 2028 (Recommended Changes to Publications and Blank Forms) or DA Form 2028-2 (Recommended Changes to Equipment Technical Publications), located in the back of this manual, directly to: Commander, US Army Communications-Electronics Life Cycle Management Command (C-E-LCMC) and Fort Monmouth, ATTN: AMSEL-LC-LEO-E-ED-P, Fort Monmouth, New Jersey 07703-5006. You may also send in your recommended changes via electronic mail or by fax. Our fax number is 732-532-1413, DSN 992-1413. Our e-mail address is [AMSEL-LC-LEO-PUBS-CHG@cecom3.monmouth.army.mil](mailto:AMSEL-LC-LEO-PUBS-CHG@cecom3.monmouth.army.mil).

In either case a reply will be furnished to you.

**DISTRIBUTION STATEMENT A - Approved for public release; distribution is unlimited.**

## TABLE OF CONTENTS

WP Sequence No.

INTRODUCTION .....	0001 00
GROUP 00 Army Space Heater 140,000 BTU/HR Repair Parts List .....	
GROUP 01 Exhaust Pipe and Elbow .....	0002 00
GROUP 01 Flexible Air Ducts .....	0003 00
GROUP 0101 Control Panel Cover .....	0004 00
GROUP 0102 Top Panel Assembly .....	0005 00
GROUP 0103 Rear Panel Assembly .....	0006 00
GROUP 0104 Front Side Door Assembly .....	0007 00
GROUP 0105 Rear Side Door Assembly .....	0008 00
GROUP 0106 Chemical Biological Protective Covers .....	0009 00
GROUP 0107 Dust Cover and Inlet/Discharge Screen .....	0010 00
GROUP 0201 Control Assembly, Electrical .....	0011 00
GROUP 0201 Control Panel .....	0012 00
GROUP 0201 Ground Wire, Terminal Strips, Transformer and Relay .....	0013 00
GROUP 0202 Control Box .....	0014 00
GROUP 0203 Fuel Pressure Gauge, Tubing and Name Plate .....	0015 00
GROUP 0204 Air Pressure Switch .....	0016 00
GROUP 0301 External Fuel Hose Assembly .....	0017 00
GROUP 0302 Fuel Tube Assemblies .....	0018 00
GROUP 0303 Fuel Tank Top Assembly .....	0019 00
GROUP 0303 Fuel Drain Cover .....	0020 00
GROUP 04 Circulating Air Fan/Fuel Pump/Motor Assembly .....	0021 00
GROUP 04 Fuel Solenoid Valves, Fittings and tube Assemblies .....	0022 00
GROUP 04 Fuel Filter, Fittings and tube Assemblies .....	0023 00
GROUP 04 Blower Wheel, Fan Scroll and Base .....	0024 00
GROUP 04 Fuel Pump and Vent Blower Motor .....	0025 00
GROUP 05 Combustion Air Fan and Mount Assembly .....	0026 00
GROUP 06 Heat Exchanger .....	0027 00
GROUP 0601 Thermostat Assembly and Cover Plate .....	0028 00
GROUP 0602 Detector Flame, Cable and Tube .....	0029 00
GROUP 0603 Window Observation (Heat Exchanger) .....	0030 00
GROUP 0604 Transformer Assembly, Power.....	0031 00
GROUP 0605 Burner Assembly, Shell Extension, Shell and Heat Exchanger.....	0032 00
GROUP 0701 Remote Control Box Assembly .....	0033 00
GROUP 08 Power Cable Assembly .....	0034 00
GROUP 09 External Electrical Lead Assembly .....	0035 00
GROUP 10 Internal Power Thermostat Cable Assembly .....	0036 00
GROUP 11 Jack Assembly .....	0037 00
GROUP 1101 Wheel Assembly and Pivot.....	0038 00
GROUP 12 Air Damper Door Assembly .....	0039 00
GROUP 1301 Support and Bar (Control Box) .....	0040 00
GROUP 1302 Tie Down Ring and Informational Plates.....	0041 00
GROUP 1302 Cabinet Assembly .....	0042 00
GROUP 1302 Frame Assembly .....	0043 00
GROUP 1303 Handbook Compartment.....	0044 00
GROUP 14 Adapter Assembly, Interface Device (Chemical Biological Protective Kit) .....	0045 00

---

GROUP 15	Bulk Materials List Repair Parts List .....	0046 00
----------	---	---------

TABLE OF CONTENTS Continued

	<u>WP Sequence No.</u>
SPECIAL TOOLS LIST	N/A
National Stock Number Index .....	0047 00
Part Number Index .....	0048 00
Reference Designator Index .....	
.....	N/A





**UNIT, DIRECT SUPPORT, AND GENERAL SUPPORT MAINTENANCE**

**ARMY SPACE HEATER H-140**

**INTRODUCTION**

**SCOPE**

This RPSTL lists and authorizes spares and repair parts; special tools; special test, measurement, and diagnostic equipment (TMDE); and other special support equipment required for performance of unit, direct support, and general support maintenance of the Army Space Heater H-140. It authorizes the requisitioning, issue, and disposition of spares, repair parts, and special tools as indicated by the source, maintenance, and recoverability (SMR) codes.

**GENERAL**

In addition to the Introduction work package, this RPSTL is divided into the following work packages:

1. **Repair Parts List Work Packages.** Work packages containing lists of spares and repair parts authorized by this RPSTL for use in the performance of maintenance. These work packages also include parts which must be removed for replacement of the authorized parts. Parts lists are composed of functional groups in ascending alphanumeric sequence, with the parts in each group listed in ascending figure and item number sequence. Sending units, brackets, filters, and bolts are listed with the component they mount on. Bulk materials are listed by item name in FIG. BULK at the end of the work packages. Repair parts kits are listed separately in their own functional group and work package. Repair parts for repairable special tools are also listed in a separate work package. Items listed are shown on the associated illustrations.
2. **Special Tools List Work Packages.** Work packages containing lists of special tools, special TMDE, and special support equipment authorized by this RPSTL (as indicated by Basis of Issue (B01) information in the DESCRIPTION AND USABLE ON CODE (UOC) column). Tools that are components of common tool sets and/or Class VII are not listed.
3. **Cross-Reference Indexes Work Packages.** There are three cross-reference index work packages in this RPSTL: the National Stock Number (NSN) Index work package, the Part Number (P/N) Index work package, and the Reference Designator Index work package. The National Stock Number Index work package refers you to the figure and item number. The Part Number Index work package refers you to the figure and item number. The Reference Designator Index work package refers you to the figure and item number.

**EXPLANATION OF COLUMNS IN THE REPAIR PARTS LIST AND SPECIAL TOOLS LIST WORK PACKAGES**

**ITEM NO.** (Column (1)). Indicates the number used to identify items called out in the illustration.

**SMR CODE** (Column (2)). The SMR code containing supply/requisitioning information, maintenance level authorization criteria, and disposition instruction, as shown in the following breakout:

<u>Source Code</u>	<u>Maintenance Code</u>	<u>Recoverability Code</u>
<b>XX</b>	<b><u>XX</u></b>	
1st two positions: How to get an item.	3rd position: Who can install, replace, or use the item.	4th position: Who can do complete repair* on the item.
		5th position: Who determines disposition action on unserviceable items.

\* Complete Repair: Maintenance capacity, capability, and authority to perform all corrective maintenance tasks of the "Repair" function in a use/user environment in order to restore serviceability to a failed item.

---

**EXPLANATION OF COLUMNS IN THE REPAIR PARTS LIST AND SPECIAL TOOLS LIST WORK PACKAGES - Continued**

Source Code. The source code tells you how you get an item needed for maintenance, repair, or overhaul of an end item/equipment. Explanations of source codes follows:

**Source Code****Application/Explanation**

PA  
PB  
PC  
PD  
PE  
PF  
PG

Stock items; use the applicable NSN to requisition/request items with these source codes. They are authorized to the level indicated by the code entered in the 3rd position of the SMR code.

**NOTE**

Items coded PC are subject to deterioration.

KD  
KF  
KD

Items with these codes are not to be requested/requisitioned individually. They are part of a kit which is authorized to the maintenance level indicated in the 3rd position of the SMR code. The complete kit must be requisitioned and applied.

MO-Made at unit/  
AVUM level  
MF-Made at DS/  
AVIM level  
MH-Made at GS  
level  
ML-Made at SRA  
MD-Made at depot

Items with these codes are not to be requisitioned/requested individually. They must be made from bulk material which is identified by the P/N in the DESCRIPTION AND USABLE ON CODE (UOC) column and listed in the bulk material group work package of the RPSTL. If the item is authorized to you by the 3rd position code of the SMR code, but the source code indicates it is made at a higher level, order the item from the higher level of maintenance.

AO-Assembled by  
unit/AVUM level  
AF-Assembled by  
DS/AVIM level  
AH-Assembled by  
GS level  
AL-Assembled by  
SRA  
AD-Assembled by  
depot

Items with these codes are not to be requested/requisitioned individually. The parts that make up the assembled item must be requisitioned or fabricated and assembled at the level of maintenance indicated by the source code. If the 3rd position of the SMR code authorizes you to replace the item, but the source code indicates the item is assembled at a higher level, order the item from the higher level of maintenance.

**EXPLANATION OF COLUMNS IN THE REPAIR PARTS LIST AND SPECIAL TOOLS LIST WORK PACKAGES - Continued**

<u>Source Code</u>	<u>Application/Explanation</u>
XA	Do not requisition an "XA" coded item. Order the next higher assembly. (Refer to the NOTE below.)
XB	If an item is not available from salvage, order it using the CAGEC and P/N.
XC	Installation drawings, diagrams, instruction sheets, field service drawings; identified by manufacturer's P/N.
XD	Item is not stocked. Order an XD-coded item through normal supply channels using the CAGEC and P/N given, if no NSN is available.

**NOTE**

Cannibalization or controlled exchange, when authorized, may be used as a source of supply for items with the above source codes except for those source coded "XA" or those aircraft support items restricted by requirements of AR 750-1.

Maintenance Code. Maintenance codes tell you the level(s) of maintenance authorized to use and repair support items. The maintenance codes are entered in the third and fourth positions of the SMR code as follows:

Third Position. The maintenance code entered in the third position tells you the lowest maintenance level authorized to remove, replace, and use an item. The maintenance code entered in the third position will indicate authorization to the following levels of maintenance.

<u>Maintenance Code</u>	<u>Application/Explanation</u>
C —	Crew or operator maintenance done within unit/AVUM maintenance.
O	Unit level/AVUM maintenance can remove, replace, and use the item.
F	Direct support/AVUM maintenance can remove, replace, and use the item.
H	General support maintenance can remove, replace, and use the item.
L	Specialized repair activity can remove, replace, and use the item.
D	Depot can remove, replace, and use the item.

Fourth Position. The maintenance code entered in the fourth position tells you whether or not the item is to be repaired and identifies the lowest maintenance level with the capability to do complete repair (perform all authorized repair functions).

**EXPLANATION OF COLUMNS IN THE REPAIR PARTS LIST AND SPECIAL TOOLS LIST WORK PACKAGES - Continued**

**NOTE**

Some limited repair may be done on the item at a lower level of maintenance, if authorized by the Maintenance Allocation Chart (MAC) and SMR codes.

**Maintenance Code**

**Application/Explanation**

- O Unit/AVUM is the lowest level that can do complete repair of the item.
- F Direct support/AVIM is the lowest level that can do complete repair of the item.
- H General support is the lowest level that can do complete repair of the item.
- L Specialized repair activity (Vendor) is the lowest level that can do complete repair of the item.
- D Depot is the lowest level that can do complete repair of the item.
- Z Nonreparable. No repair is authorized.
- B No repair is authorized. No parts or special tools are authorized for maintenance of "B" coded item. However, the item may be reconditioned by adjusting, lubricating, etc., at the user level.

Recoverability Code. Recoverability codes are assigned to items to indicate the disposition action on unserviceable items. The recoverability code is shown in the fifth position of the SMR code as follows:

**Recoverability Code**

**Application/Explanation**

- Z Nonreparable item. When unserviceable, condemn and dispose of the item at the level of maintenance shown in third position of the SMR code.
- O Repairable item. When uneconomically repairable, condemn and dispose of the item at the unit level.
- F Repairable item. When uneconomically repairable, condemn and dispose of the item at the direct support level.
- H Repairable item. When uneconomically repairable, condemn and dispose of the item at the general support level.
- D Repairable item. When beyond lower level repair capability, return to depot. Condemnation and disposal of item not authorized below depot level.
- L Repairable item. Condemnation and disposal not authorized below Specialized Repair Activity.
- A Item requires special handling or condemnation procedures because of specific reasons (such as precious metal content, high dollar value, critical material, or hazardous material). Refer to appropriate manuals/ directives for specific instructions.

---

## EXPLANATION OF COLUMNS IN THE REPAIR PARTS LIST AND SPECIAL TOOLS LIST WORK PACKAGES - Continued

NSN (Column (3)). The NSN for the item is listed in this column.

CAGEC (Column (4)). The Commercial and Government Entity Code (CAGEC) is a five-digit code which is used to identify the manufacturer, distributor, or Government agency/activity that supplies the item.

PART NUMBER (Column (5)). Indicates the primary number used by the manufacturer (individual, company, firm, corporation, or Government activity), which controls the design and characteristics of the item by means of its engineering drawings, specifications, standards, and inspection requirements to identify an item or range of items.

### NOTE

When you use an NSN to requisition an item, the item you receive may have a different P/N from the number listed.

DESCRIPTION AND USABLE ON CODE (UOC) (Column (6)). This column includes the following information:

1. The federal item name, and when required, a minimum description to identify the item.
2. P/Ns of bulk materials are referenced in this column in the line entry to be manufactured or fabricated.
3. Hardness Critical Item (HCI). A support item that provides the equipment with special protection from electromagnetic pulse (EMP) damage during a nuclear attack.
4. The statement END OF FIGURE appears just below the last item description in column (6) for a given figure in both the repair parts list and special tools list work packages.

QTY (Column (7)). The QTY (quantity per figure) column indicates the quantity of the item used in the breakout shown on the illustration/figure, which is prepared for a functional group, subfunctional group, or an assembly. A "V" appearing in this column instead of a quantity indicates that the quantity is variable and the quantity may change from application to application.

## EXPLANATION OF CROSS-REFERENCE INDEXES WORK PACKAGES FORMAT AND COLUMNS

1. National Stock Number (NSN) Index Work Package.

STOCK NUMBER Column. This column lists the NSN in National item identification number (NIIN) sequence. The NIIN consists of the last nine digits of the NSN.

NSN

---

(e.g., 4520-01-477-0568)

NIIN

When using this column to locate an item, ignore the first four digits of the NSN. However, the complete NSN should be used when ordering items by stock number.

FIG. Column. This column lists the number of the figure where the item is identified/located. The figures are in numerical order in the repair parts list and special tools list work packages.

ITEM Column. The item number identifies the item associated with the figure listed in the adjacent FIG. column. This item is also identified by the NSN listed on the same line.

---

**EXPLANATION OF CROSS-REFERENCE INDEXES WORK PACKAGES FORMAT AND COLUMNS -**
**Continued**

2. Part Number (P/N) Index Work Package. P/Ns in this index are listed in ascending alphanumeric sequence (vertical arrangement of letter and number combinations which places the first letter or digit of each group in order A through Z followed by the numbers 0 through 9 and each following letter or digit in like order).

**PART NUMBER** Column. Indicates the P/N assigned to the item.

**FIG.** Column. This column lists the number of the figure where the item is identified/located in the repair parts list and special tools list work packages.

**ITEM** Column. The item number is the number assigned to the item as it appears in the figure referenced in the adjacent figure number column.

3. Reference Designator Index Work Package. Reference designators in this index are listed in ascending alphanumeric sequence (vertical arrangement of letter and number combinations which places the first letter or digit of each group in order "A" through "Z", followed by the numbers "0" through "9" and each following letter or digit in like order).

**REFERENCE DESIGNATOR** Column. Indicates the reference designator assigned to the item.

**FIG.** Column. This column lists the number of the figure where the item is identified/located in the repair parts list or special tools list work package.

**ITEM** Column. The item number is the number assigned to the item as it appears in the figure referenced in the adjacent figure number column.

**SPECIAL INFORMATION**

**UOC.** The UOC appears in the lower left corner of the Description Column heading. Usable on codes are shown as "UOC: ..." in the Description Column (justified left) on the first line under the applicable item/nomenclature. Uncoded items are applicable to all models. Identification of the UOCs used in the RPSTL are:

<u>Code</u>	<u>Used On</u>
50G	Army Space Heater Model H-140

**Fabrication Instructions.** Bulk materials required to manufacture items are listed in the bulk material functional group of this RPSTL. Part numbers for bulk material are also referenced in the Description Column of the line item entry for the item to be manufactured/fabricated. Detailed fabrication instructions for items source coded to be manufactured or fabricated are found in TM 9-4520-271-14.

**Index Numbers.** Items which have the word BULK in the figure column will have an index number shown in the item number column. This index number is a cross-reference between the NSN / P/N index work packages and the bulk material list in the repair parts list work package.

**Associated Publications.** The publications listed below pertain to the Army Space Heater H-140:

<u>Publication</u>	<u>Short Title</u>
TM 9-4520-271-14	Operator's, Unit, Direct Support and General Support Maintenance Army Space Heater (ASH), Electric Powered, Multi-Fuel 140,000 BTU, Model H140.

---

## **SPECIAL INFORMATION - Continued**

Illustrations List. The illustrations in this RPSTL contain unit authorized items. Illustrations published in TM 9-4520-271-14 that contain unit authorized items also appear in this RPSTL. The tabular list in the repair parts list work package contains only those parts coded "0" in the third position of the SMR code, therefore, there may be a break in the item number sequence.

### **HOW TO LOCATE REPAIR PARTS**

#### **1. When NSNs or P/Ns Are Not Known.**

First. Using the table of contents, determine the assembly group to which the item belongs. This is necessary since figures are prepared for assembly groups and subassembly groups, and lists are divided into the same groups.

Second. Find the figure covering the functional group or subfunctional group to which the item belongs.

Third. Identify the item on the figure and note the number(s).

Fourth. Look in the repair parts list work packages for the figure and item numbers. The NSNs and part numbers are on the same lines as the associated item numbers.

#### **2. When NSN is Known.**

First. If you have the NSN, look in the STOCK NUMBER column of the NSN index work package. The NSN is arranged in NIIN sequence. Note the figure and item number next to the NSN.

Second. Turn to the figure and locate the item number. Verify that the item is the one you are looking for.

#### **3. When P/N Is Known.**

First. If you have the P/N and not the NSN, look in the PART NUMBER column of the P/N index work package. Identify the figure and item number.

Second. Look up the item on the figure in the applicable repair parts list work package.

#### **4. When Reference Designator Is Known.**

First. If you know the reference designator, look in the REFERENCE DESIGNATOR column of the reference designator index work package. Note the figure and item number.

Second. Turn to the figure and locate the item number. Verify that the item is the one you are looking for.

---

**ABBREVIATIONS**

<u>Abbreviation</u>	<u>Explanation</u>
ASH	Army Space Heater
ASTM	American Standard Test Measurement
AVUM	Aviation Unit Maintenance
BOI	Basic of Issue
BTU	British Thermo Unit
CAGEC	Commercial and Government Entity Code
CL	Class
CO	Carbon Monoxide
EIC	End Item Code
EMI	Electromagnetic Interference
EMP	Electromagnetic Pulse
Fig.	Figure
Gr	Grade
HCI	Hardness Critical Item
Hz	Hertz
In	Inch
L	Length
MAC	Maintenance Allocation Chart
NBC	Nuclear Biological Chemical
NIIN	National Item Identification Number
No.	Number
NSN	National Stock Number
OD	Outside Diameter
P/N	Part Number
Qty	Quantity
RPSTL	Repair Parts and Special Tools List
SMR	Source, Maintenance and Recoverability
TMDE	Test, Measurement and Diagnostic Equipment
TY	Type
UOC	Usable on Code
W	Width





UNIT, DIRECT SUPPORT, AND GENERAL SUPPORT MAINTENANCE

ARMY SPACE HEATER H-140

EXHAUST PIPE AND ELBOW

REPAIR PARTS LIST

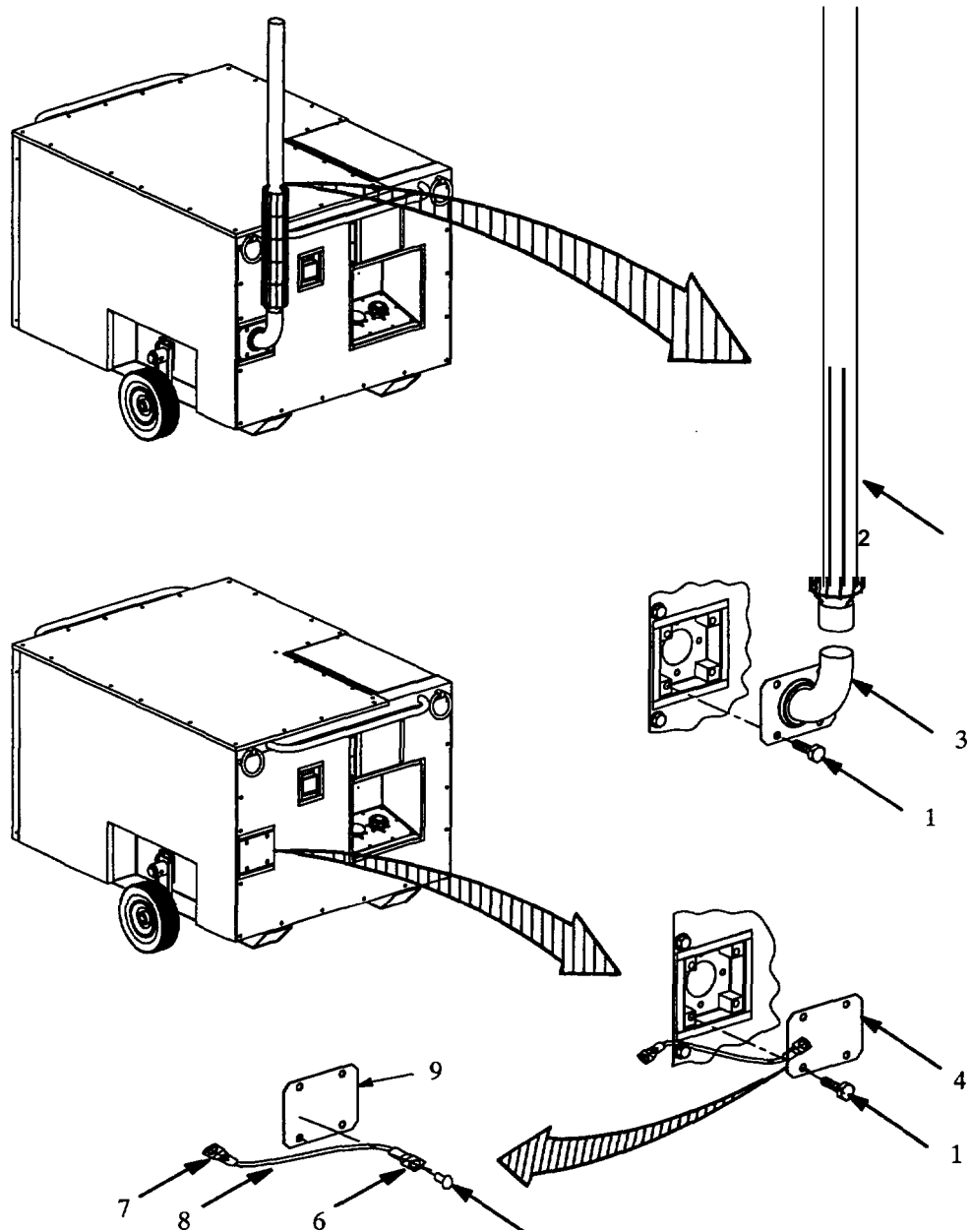


Figure 1. Exhaust Pipe and Elbow.

(1) ITEM NO.	(2) SMR CODE	(3) NSN	(4) CAGEC	(5) PART NUMBER	(6) DESCRIPTION AND USABLE ON CODE (UOC)	(7) QTY
GROUP 01 EXHAUST PIPE, HOSE, COVERS, DOORS, AND PANELS						
FIG. 1 EXHAUST PIPE AND ELBOW						
1	PAOZZ	5305-01-358-3743	96906	MS51849-139C	SCREW,MACHINE .....	4
2	PAOZZ	4520-01-399-0872	90598	60561-100	PIPE,EXHAUST.....	1
3	PAOZZ	4710-01-398-8361	90598	60557-100	PIPE ASSEMBLY,METAL.....	1
4	X8000		90598	60558-100	COVER,PROTECTIVE .....	1
5	PAOZZ	5920-00-956-7355	07707	AD64H	.RIVET,BLIND .....	1
6	PAOZZ	5940-00-143-4777	96909	MS25036-112	.TERMINAL,LUG .....	1
7	PAOZZ	5940-00-143-4794	96909	MS25036-157	.TERMINAL,LUG .....	1
8	MOOZZ		90598	60558-3	.CABLE .....	1
					MAKE FROM P/N 8903T33,CAGEC 39428, CUT TO LENGTH	
9	XBOZZ		90598	60558-1	.COVER .....	1
END OF FIGURE						

---

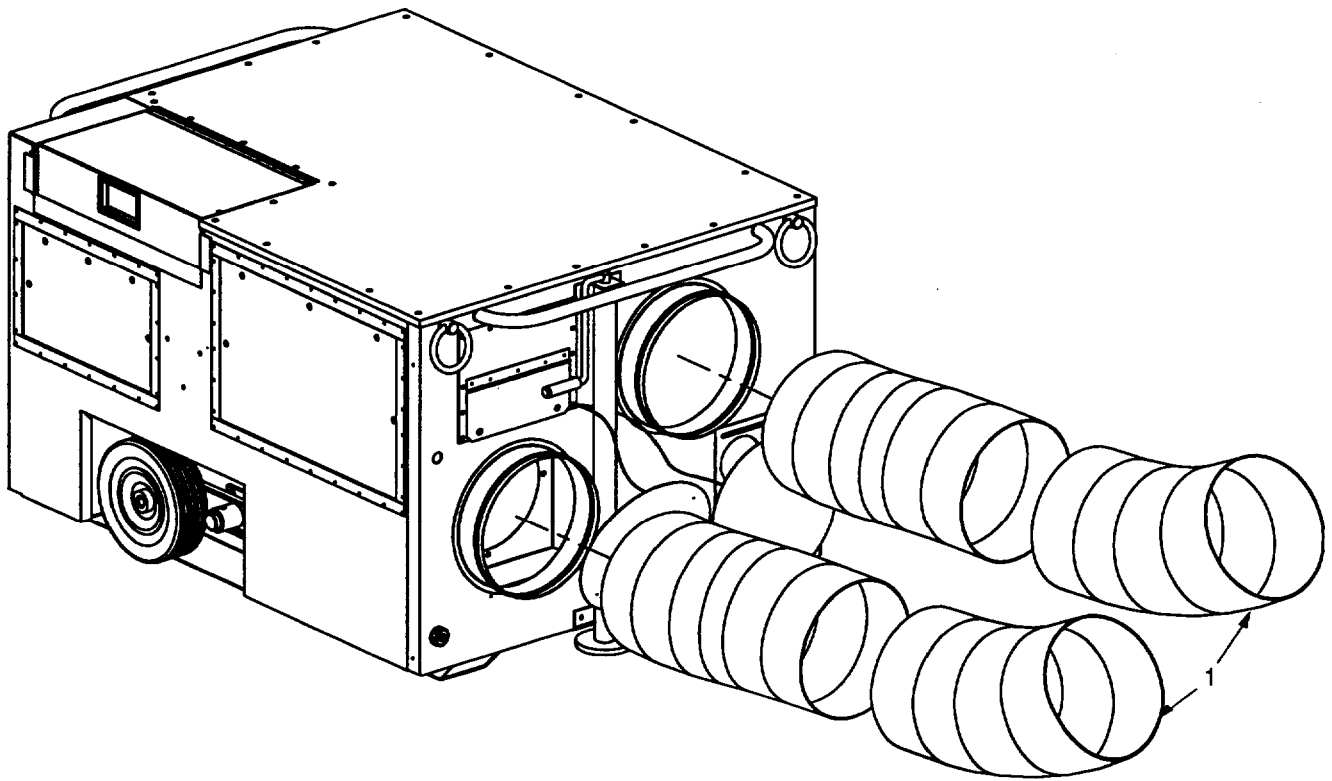
UNIT, DIRECT SUPPORT, AND GENERAL SUPPORT MAINTENANCE

ARMY SPACE HEATER H-140

FLEXIBLE AIR DUCTS

REPAIR PARTS LIST

---



*Figure 2. Flexible Air Ducts.*

(1) ITEM NO.	(2) SMR CODE	(3) NSN	(4) CAGEC	(5) PART NUMBER	(6) DESCRIPTION AND USABLE ON CODE (UOC)	(7) Qty
					GROUP 01 EXHAUST PIPE, HOSE, COVERS, DOORS, AND PANELS	
					FIG. 2 FLEXIBLE AIR DUCTS	
1	PAOZZ	4720-01-398-9929 81343		AS38386B2D015	HOSE,AIR DUCT .....	2
					END OF FIGURE	

UNIT, DIRECT SUPPORT, AND GENERAL SUPPORT MAINTENANCE

ARMY SPACE HEATER H-140

CONTROL BOX COVER

REPAIR PARTS LIST

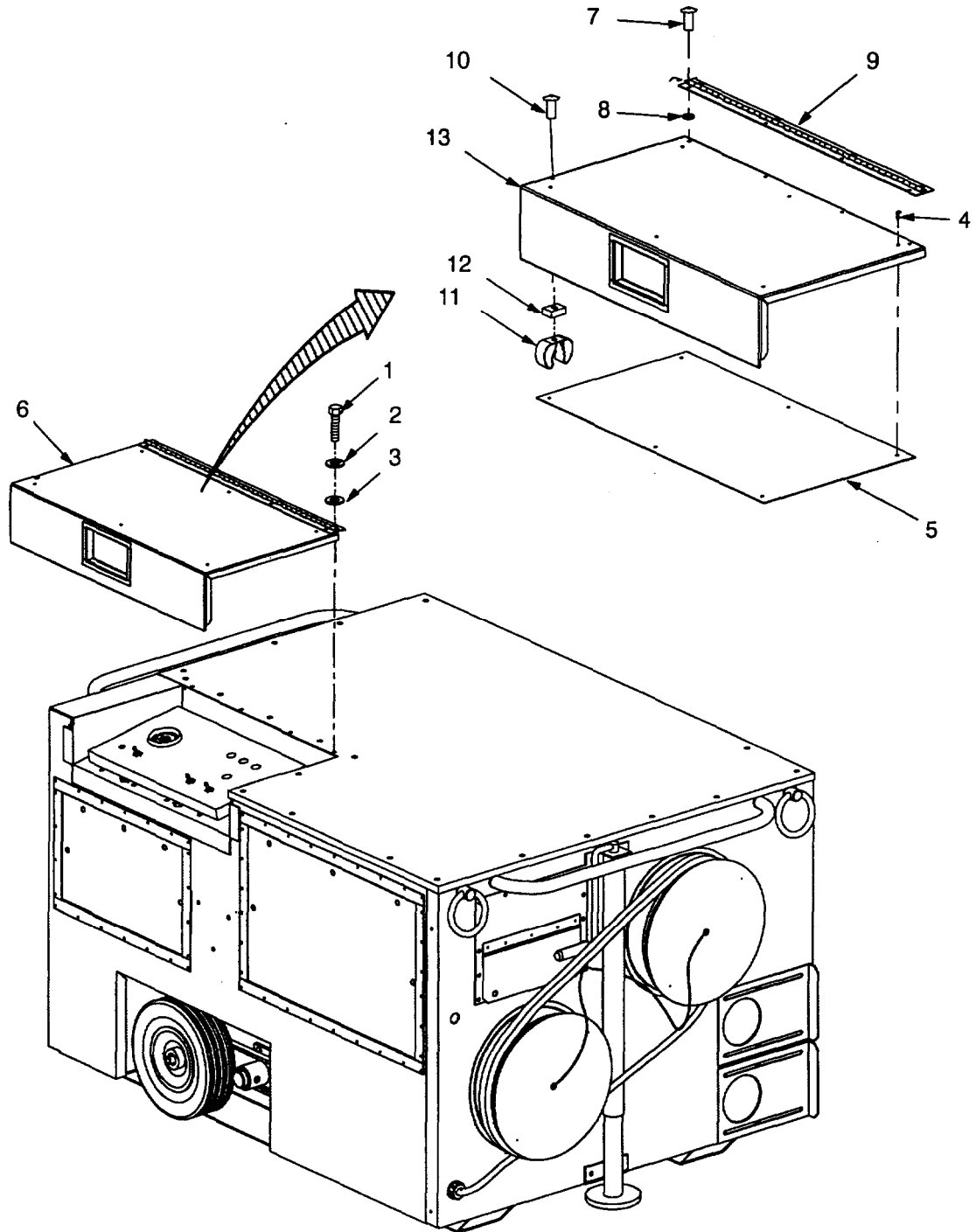


Figure 3. Control Panel Cover.

*Figure 3. Control Box Cover.*

(1) ITEM NO.	(2) SMR CODE	(3) NSN	(4) CAGEC	(5) PART NUMBER	(6) DESCRIPTION AND USABLE ON CODE (UOC)	(7) QTY
GROUP 01 EXHAUST PIPE, HOSE, COVERS, DOORS, AND PANELS						
FIG. 3. CONTROL PANEL COVER						
1	PAOZZ		96906	MS35207-267	SCREW,MACHINE .....	4
2	PAOZZ	5310-00-045-3296	96906	MS35338-43	WASHER,LOCK .....	4
3	PAOZZ	5310-00-809-8546	96906	MS27183-8	WASHER,FLAT .....	4
4	PAOZZ	5320-01-110-7954	06888	AD42AH	RIVET,BLIND .....	6
5	XBOZZ		90598	60256-1	PLATE,OPERATIONAL .....	1
6	XB000		90598	60040-101	COVER ASSEMBLY,CONTROL.....	1
7	PAOZZ	5320-00-882-8388	81349	M24243/6-A403H	.RIVET,BLIND .....	4
a	PAOZZ	5310-01-398-9656	07707	ABUP4	.WASHER,FLAT .....	4
9	MOOZZ		90598	60347-1	.HINGE, TOP COVER .....	1
MAKE FROM P/N MS20257C4-4800,CAGEC 96906,CUT TO 20.5 INCHES						
10	PAOZZ	5320-00-409-6841	07707	AD66ABS	.RIVET,BLIND .....	1
11	PAOZZ	5340-00-886-7226	97084	225S	.CLIP,SPRING TENSION .....	1
12	XBOZZ		90598	60078-1	.SPACER,SPRING CLIP .....	1
13	XBOZZ		90598	60034-1	.COVER,CONTROL BOX .....	1
END OF FIGURE						





---

UNIT, DIRECT SUPPORT, AND GENERAL SUPPORT MAINTENANCE  
ARMY SPACE HEATER H-140  
TOP PANEL ASSEMBLY  
REPAIR PARTS LIST

---

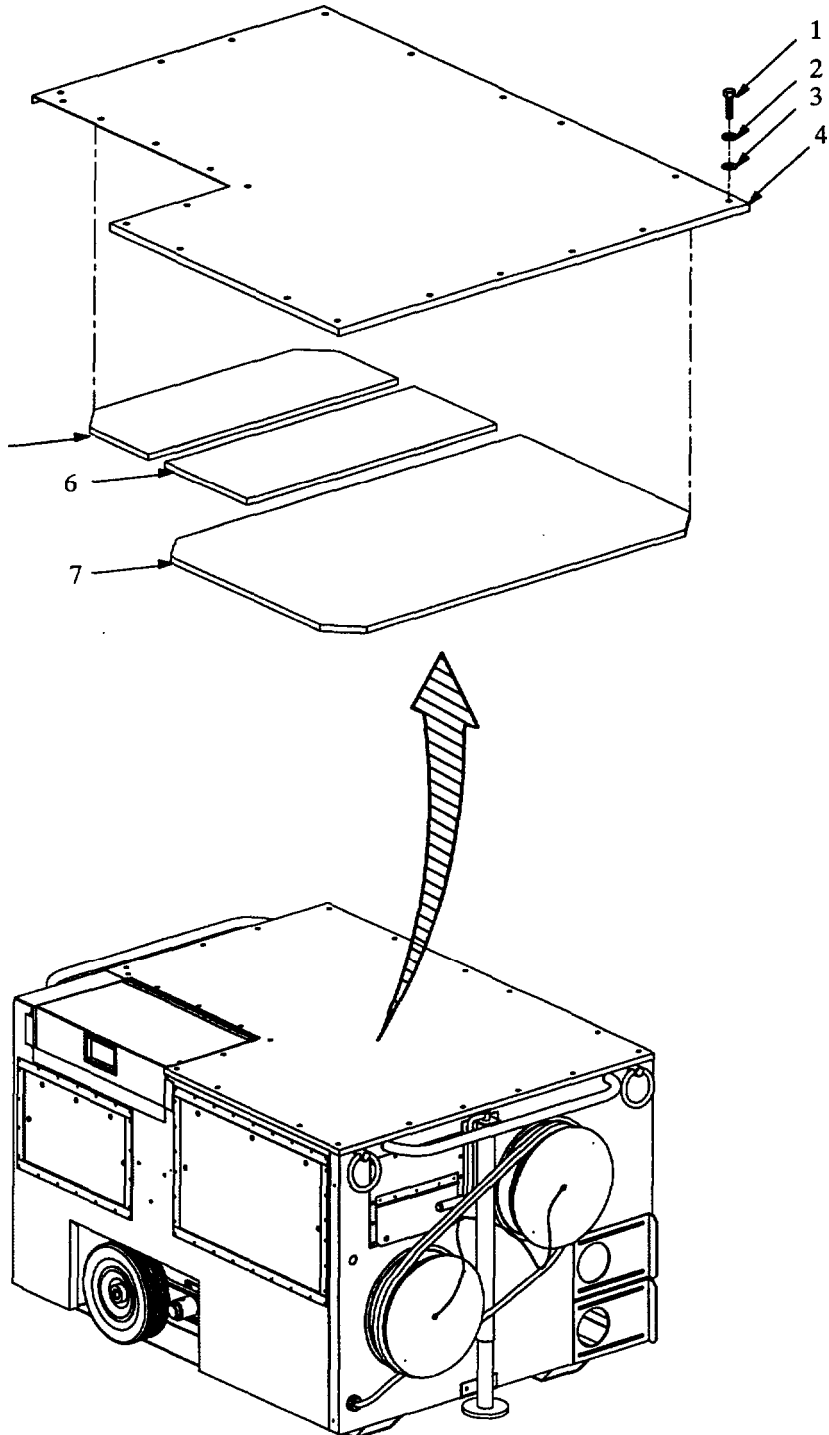


Figure 4. Top Panel Assembly (Sheet 1 of 2).

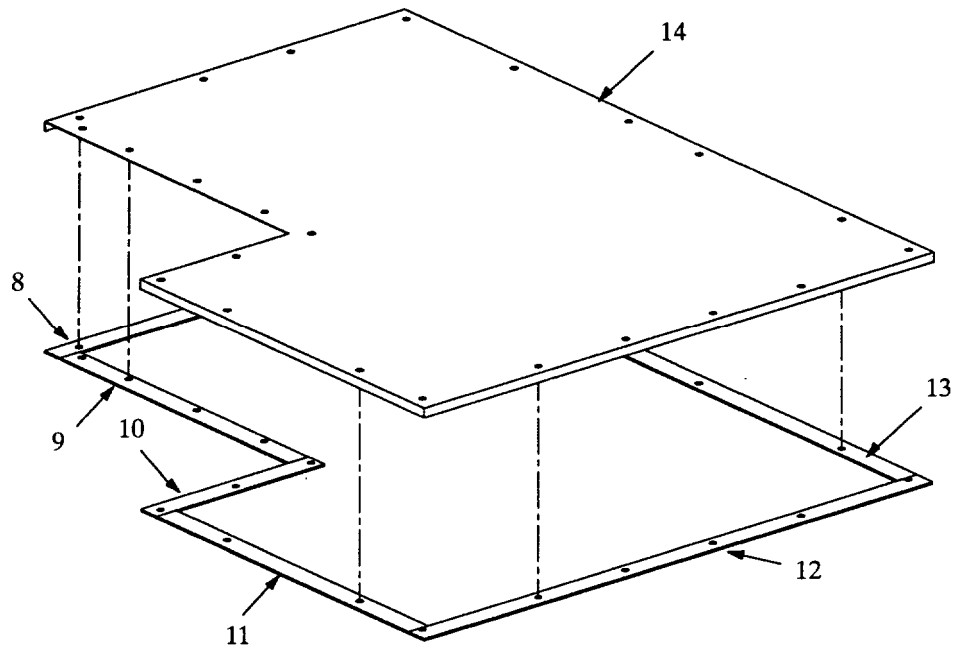


Figure 4. Top Panel Assembly (Sheet 2 of 2).

(1) ITEM NO.	(2) SMR CODE	(3) NSN	(4) CAGEC	(5) PART NUMBER	(6) DESCRIPTION AND USABLE ON CODE (UOC)	(7) QTY
GROUP 01 EXHAUST PIPE, HOSE, COVERS, DOORS, AND PANELS						
FIG. 4. TOP PANEL ASSEMBLY						
1	PAOZZ	5305-00-068-0508	96906	MS90725-6	SCREW,CAP,HEXAGON HEAD .....	23
2	PAOZZ	5310-00-933-8121	96906	MS35338-139	WASHER,LOCK .....	23
3	PAOZZ	5310-00-582-5677	96906	MS15795-810	WASHER,FLAT .....	23
4	XB000		90598	60258-100	PANEL, TOP ASSEMBLY .....	1
5	MOOZZ		90598	60188-4	.INSULATION .....	1
MAKE FROM P/N 08320116,CAGEC 2P653, CUT TO 5.75WX24.12L						
6	MOOZZ		90598	60188-5	.INSULATION .....	1
MAKE FROM P/N 08320116,CAGEC 2P653, CUT TO 13.50WX24.12L						
7	MOOZZ		90598	60188-3	.INSULATION .....	1
MAKE FROM P/N 08320116,CAGEC 2P653, CUT TO 22.68WX35.75L						
8	MOOZZ		90598	60258-6	.GASKET .....	2
MAKE FROM P/N R411NPSA .125X1.50X100, CAGEC 86730, CUT TO 1.50WX28.00L						
9	MOOZZ		90598	60258-5	.GASKET .....	2
MAKE FROM P/N R411NPSA .125X1.50X100, CAGEC 86730, CUT TO 1.50VVX22.00L						
10	MOOZZ		90598	60258-4	.GASKET .....	1
MAKE FROM P/N R411NPSA 0.125X1.50X100, CAGEC 86730, CUT TO 1.50VVX13.00L						
11	MOOZZ		90598	60258-3	.GASKET .....	1
MAKE FROM P/N R411NPSA .125X1.50X100, CAGEC 86730, CUT TO 1.50WX29.50L						
12	MOOZZ		90598	60258-2	.GASKET .....	1
MAKE FROM P/N R411NPSA .125X1.50X100, CAGEC 86730, CUT TO 1.50VVX47.50L						
13	MOOZZ		90598	60258-7	.GASKET .....	1
MAKE FROM P/N R411NPSA .125X1.50X1.00, CAGEC 86730, CUT TO 1.50X47.50L						
14	XBOZZ		90598	60259-1	.PANEL .....	1
END OF FIGURE						

UNIT, DIRECT SUPPORT, AND GENERAL SUPPORT MAINTENANCE  
ARMY SPACE HEATER H-140  
REAR PANEL ASSEMBLY  
REPAIR PARTS LIST

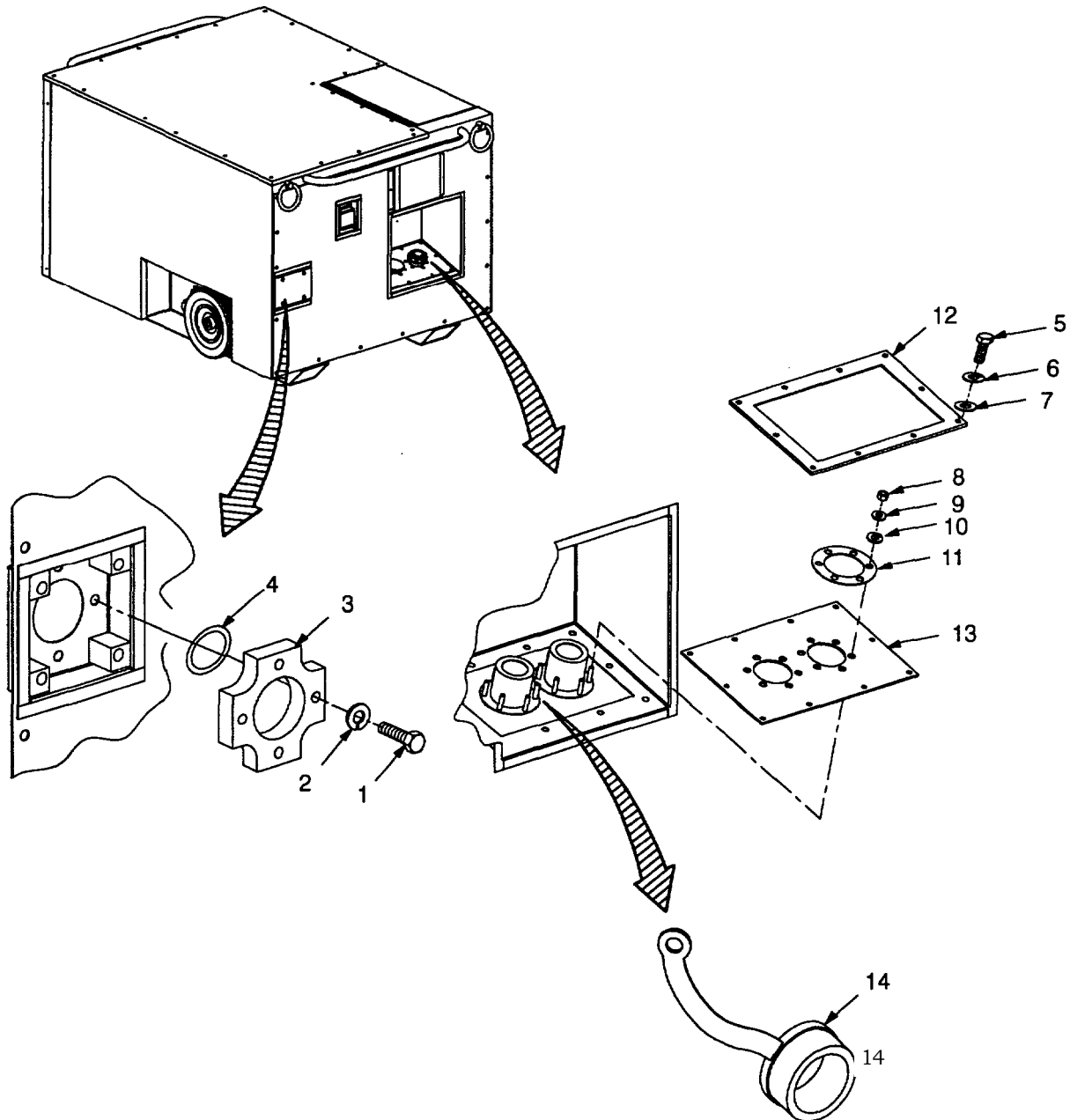


Figure 5. Rear Panel Assembly (Sheet 1 of 5).

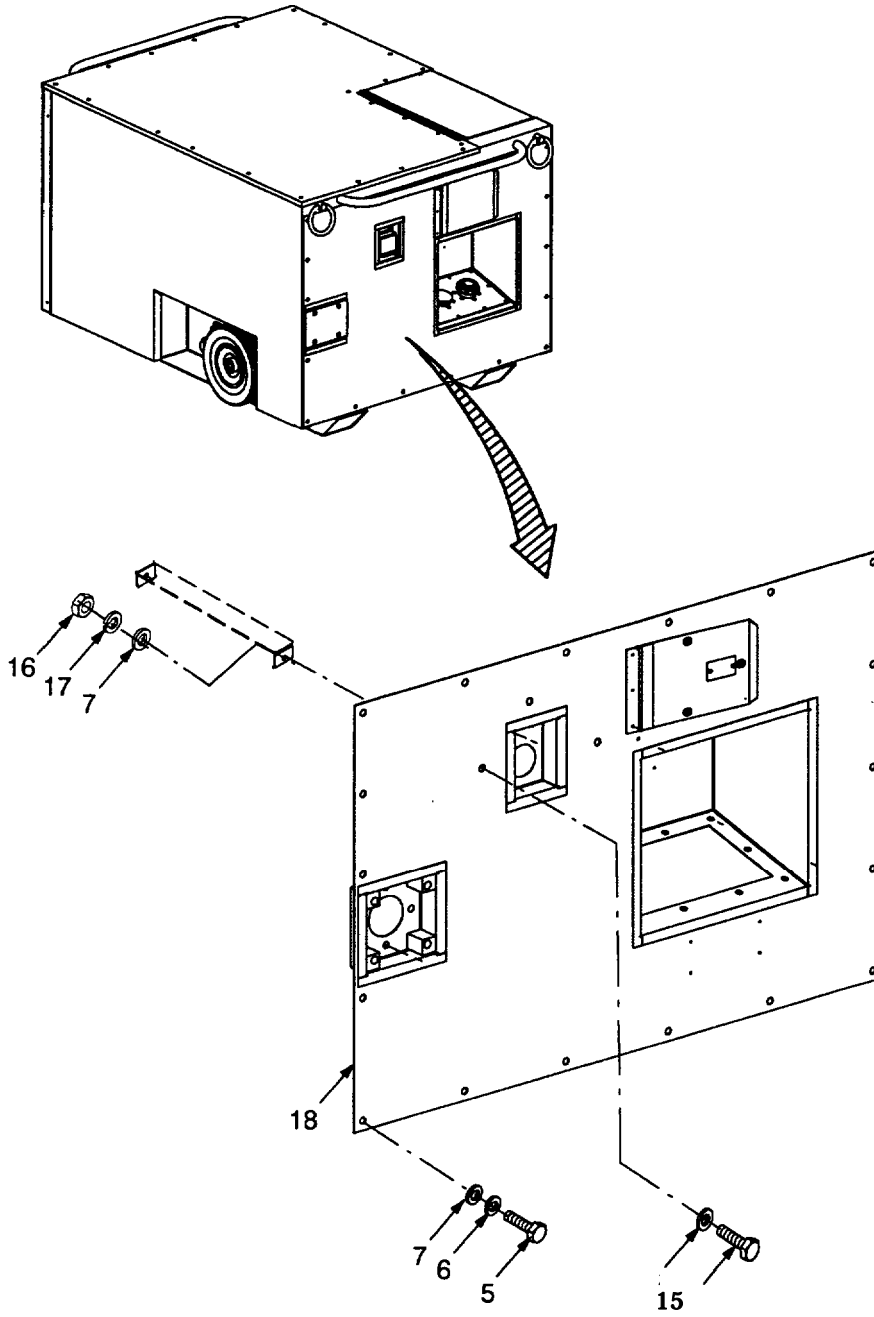


Figure 5. Rear Panel Assembly (Sheet 2 of 5).

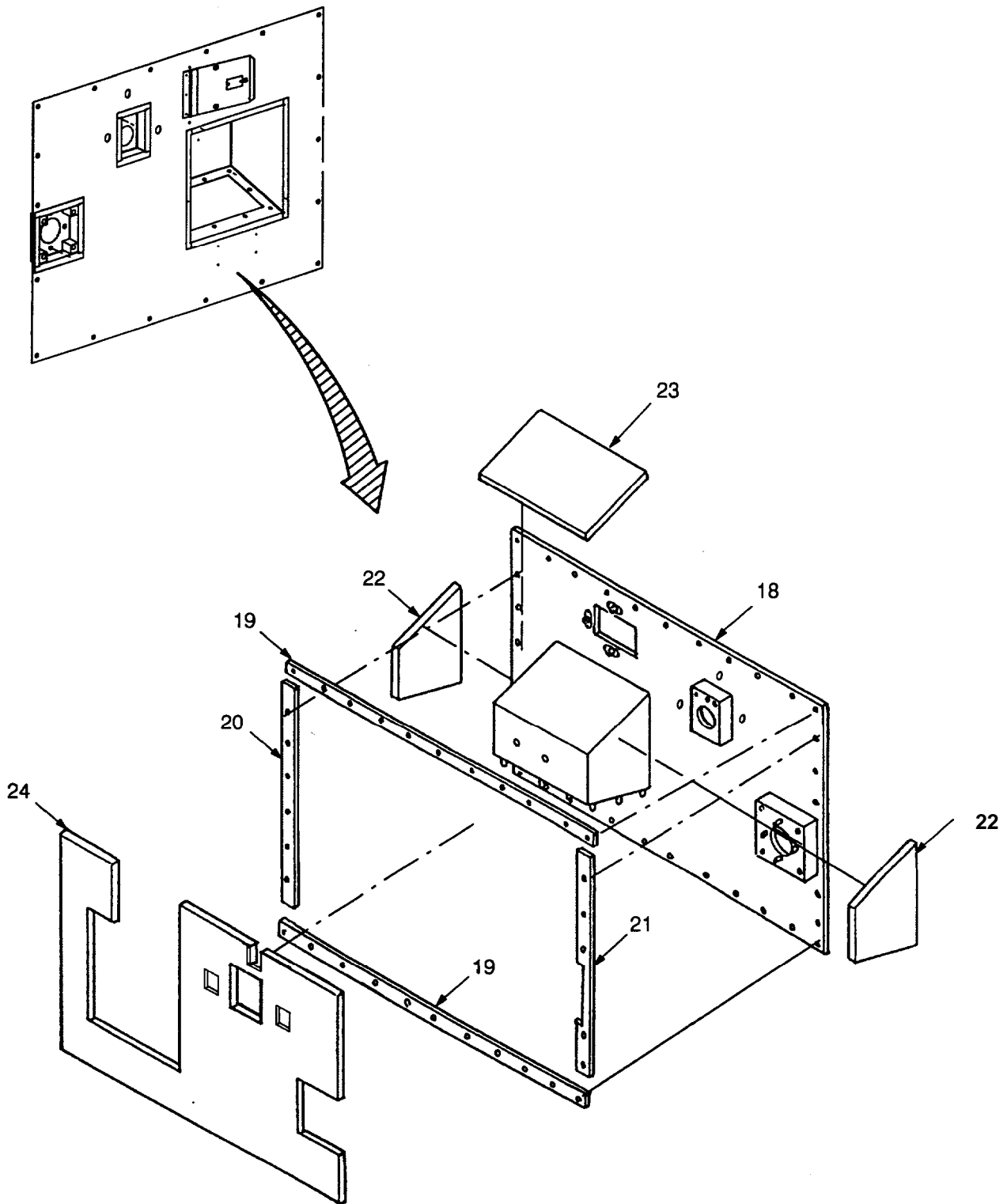


Figure S. Rear Panel Assembly (Sheet 3 of 5).

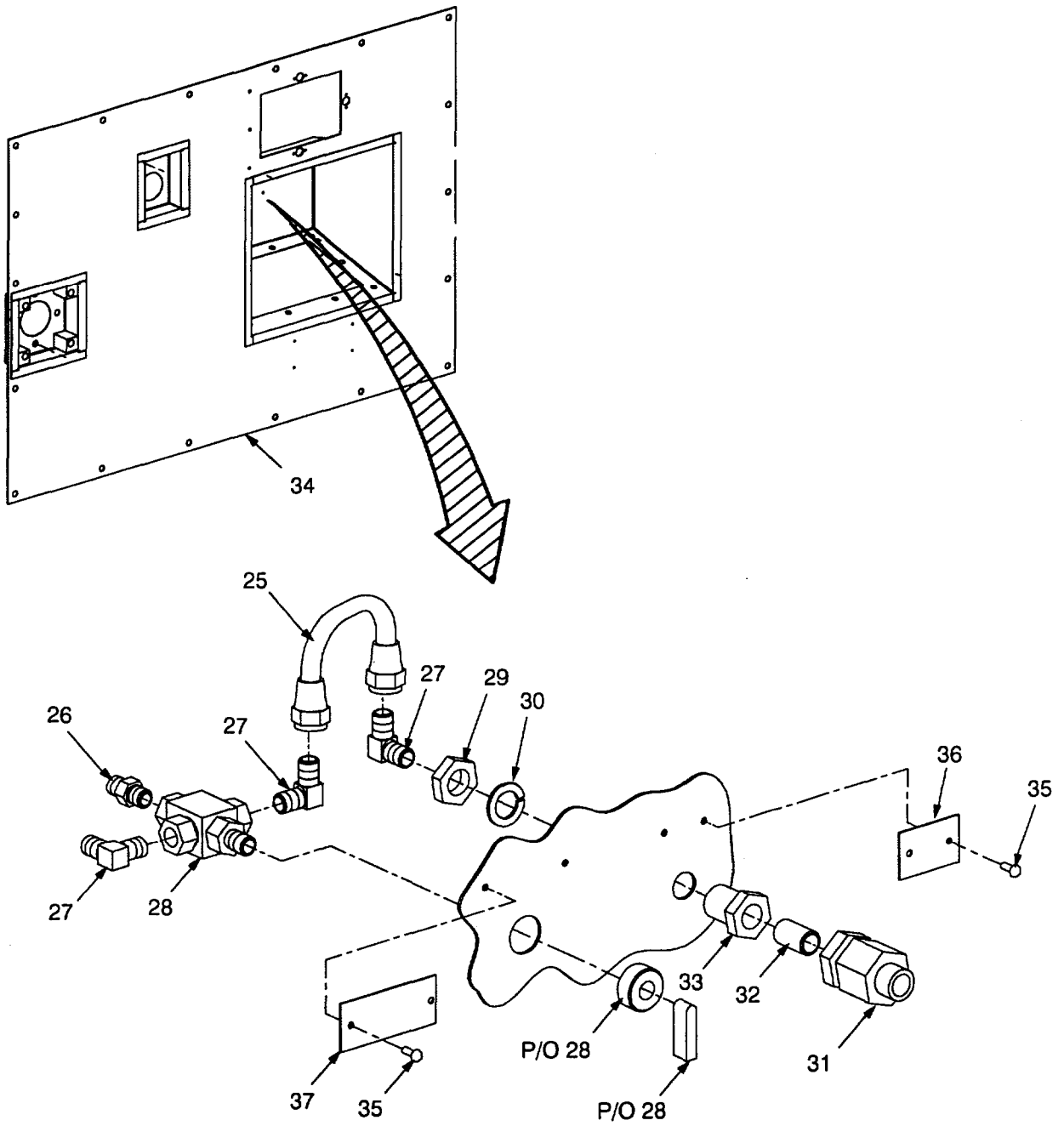


Figure 5. Rear Panel Assembly (Sheet 4 of 5).

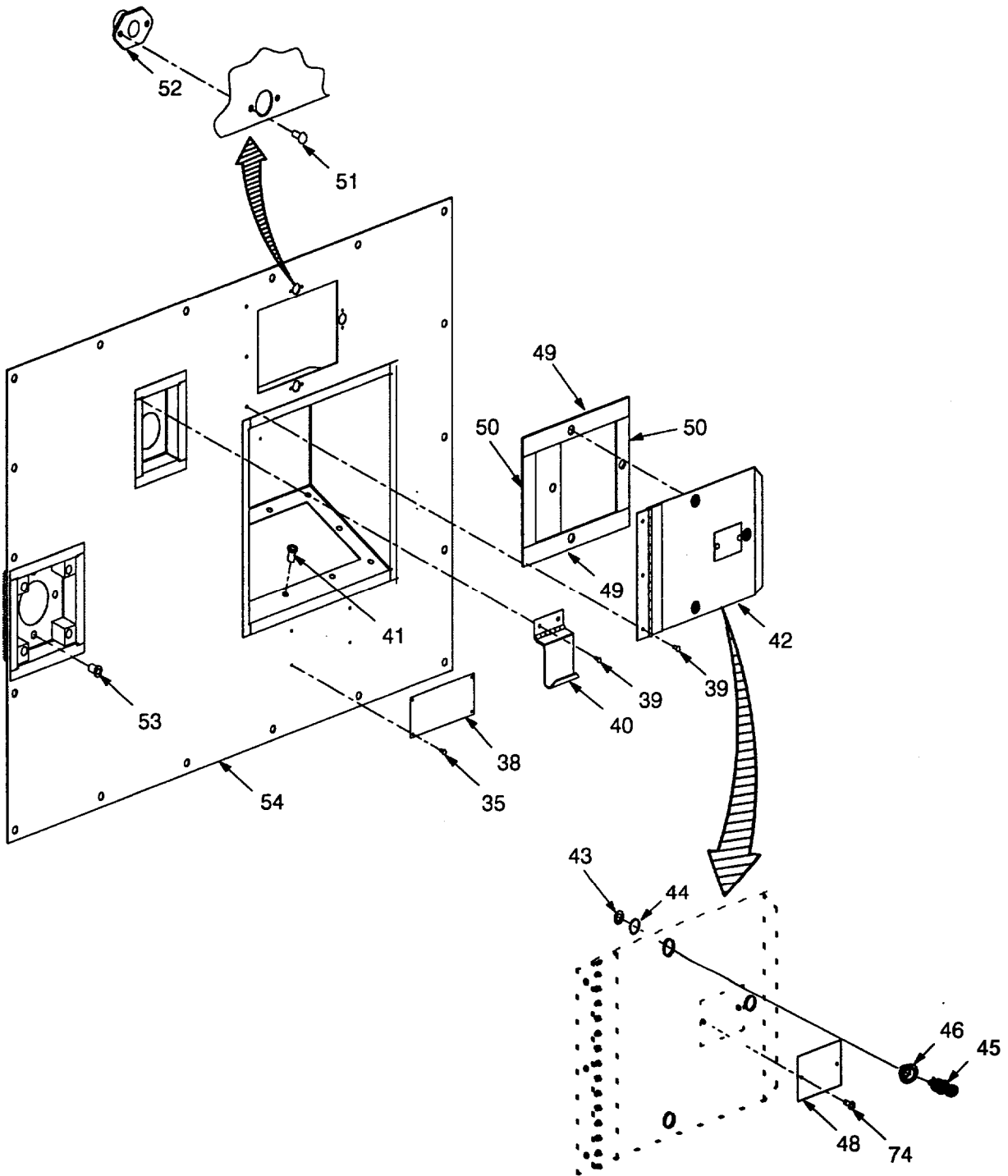


Figure 5. Rear Panel Assembly (Sheet 5 of 5).



(1) ITEM NO.	(2) SMR CODE	(3) NSN	(4) CAGEC	(5) PART NUMBER	(6) DESCRIPTION AND USABLE ON CODE (UOC)	(7) QTY
GROUP 01 EXHAUST PIPE, HOSE, COVERS, DOORS, AND PANELS						
FIG. 5. REAR PANEL ASSEMBLY						
1	PAOZZ	5306-00-226-4825	96906	MS90725-33	BOLT,MACHINE .....	4
2	PAOZZ	5310-00-974-6623	96906	MS35338-45	WASHER,LOCK.....	4
3	XBOZZ		90598	60564-1	PLATE,SEALING .....	1
4	MOOZZ		90598	60300-90	GASKET,ROPE .....	1
MAKE FROM P/N GORE-TEX,CAGEC OAMD8, CUT TO 16 INCHES						
5	PAOZZ	5305-00-068-0508	96906	MS90725-6	SCREW,CAP,HEXAGON HEAD .....	43
6	PAOZZ	5310-00-993-8121	96906	MS35333-44	WASHER,LOCK.....	14
7	PAOZZ	5310-00-582-5677	96906	MS27183-10	WASHER,FLAT .....	46
8	PAOZZ	5310-00-852-8593	96906	MS35649-202	NUT,PLAIN,HEXAGON.....	12
9	PAOZZ	5310-00-933-8120	96906	MS35338-138	WASHER,LOCK.....	12
10	PAOZZ	5310-00-619-1148	96906	MS35338-43	WASHER,FLAT .....	12
11	XBOZZ		90598	60494-1	RING,FILLER NECK .....	1
12	XBOZZ		90598	60031-1	ISOLATOR,FRAME,FUEL .....	1
13	XBOZZ		90598	60022-1	ISOLATOR,FUEL TANK .....	1
14	PAOZZ	5340-01-307-4394	78357	PDC-6	PLUG,PROTECTIVE,DUST.....	1
INCLUDES ATTACHING CHAIN						
15	PAOZZ	5305-00-225-3839	80205	MS90725-8	SCREW,CAP,HEXAGON HEAD .....	6
16	PAOZZ	5310-00-767-0445	96906	MS51971-2	NUT,PLAIN,HEXAGON.....	6
17	PAOZZ	5310-00-582-5965	96906	MS35338-44	WASHER,LOCK.....	6
18	XB000		90598	60370-100	PANEL ASSEMBLY,REAR .....	1
19	MOOZZ		90598	60370-11	.GASKET .....	2
MAKE FROM P/N R411NPSA 0.125X1.50X100, CAGEC 86730,CUT TO FIT						
20	MOOZZ		90598	60370-12	.GASKET .....	1
MAKE FROM P/N R411NPSA 0.125X1.50X100, CAGEC 86730,CUT TO FIT						
21	MOOZZ		90598	60370-13	.GASKET .....	1
MAKE FROM P/N R411NPSA 0.125X1.50X100, CAGEC 86730,CUT TO FIT						
22	MOOZZ		90598	60179-1	.INSULATION .....	2
MAKE FROM P/N 08320116,CAGEC 2P653, CUT TO FIT						
23	MOOZZ		90598	60140-21	.INSULATION .....	1
MAKE FROM P/N 08320116,CAGEC 2P653, CUT TO FIT						
24	MOOZZ		90598	60188-1	.INSULATION .....	1
MAKE FROM P/N 08320116,CAGEC 2P653, CUT TO FIT						
25	XBOZZ		90598	60762-100	.TUBE ASSEMBLY .....	1
26	PAOZZ	4730-00-266-0538	79470	48X6	.ADAPTER,STRAIGHT,PIPE .....	1
27	PAOZZ	4730-01-212-2601	96906	MS39162-5	.ELBOW,PIPE TO TUBE .....	3
28	PAOZZ	4820-01-280-3975	56173	700-4F4F4F-BT	.VALVE,BALL .....	1
29	PAOZZ	5310-00-638-2605	96906	MS35691-61	.NUT,TUBE,BULKHEAD .....	2
30	PAOZZ	5310-00-939-1060	96906	MS35333-46	.WASHER,LOCK .....	1
31	PAOZZ		90598	60211-3	.COUPLING HALF,QUICK .....	1
32	PAOZZ	4730-01-412-1131	39428	44615K412	.BUSHING,PIPE .....	1
33	PAOZZ	4730-00-919-1803	79470	W05465	.COUPLING,PIPE .....	1
34	XB000		90598	60367-100	.PANEL REAR .....	1
35	PAOZZ	5320-00-295-9924	06888	AD42H	..RIVET,BLIND .....	8
36	XBOZZ		90598	60202-5	..NAMEPLATE,EXTERNAL .....	1
37	XBOZZ		90598	60202-7	..NAMEPLATE,TANK .....	1
38	XBOZZ		90598	60202-1	..NAMEPLATE,FUEL .....	1
39	PAOZZ	5320-00-358-4747	07707	AD64H	..RIVET,BLIND .....	5
40	XBOZZ		90598	60148-100	..HINGE ASSEMBLY.....	1

(1) ITEM NO.	(2) SMR CODE	(3) NSN	(4) CAGEC	(5) PART NUMBER	(6) DESCRIPTION AND USABLE ON CODE (UOC)	(7) QTY
GROUP 01 EXHAUST PIPE, HOSE, COVERS, DOORS, AND PANELS						
FIG. 5. REAR PANEL ASSEMBLY						
41	PAOZZ	5320-01-467-4627	3H464	ITR25-165SD	..PIN,RIVET,THREADED	10
42	XB000		90598	60220-100	..DOOR,ACCESS .....	1
43	PAOZZ	5310-00-984-0388	71286	4002-SW-SS	...WASHER,SPLIT .....	3
44	PAOZZ	5325-00-543-3388	71286	40G26-1	...RING,RETAINING .....	3
45	PAOZZ	5325-00-803-5773	71286	4002-8S	...STUD ASSEMBLY,TURNLOCK .....	3
46	PAOZZ	5325-00-646-8092	71286	4002-OS	...EYELET,TURNLOCK FASTENER.....	3
47	PAOZZ	5320-00-932-1972	06888	AD42AH	...RIVET,BLIND .....	2
48	XBOZZ		90598	60202-6	...NAMEPLATE,EXHAUST PIPE .....	1
49	MOOZZ		90598	60220-3	...GASKET .....	2
50	MOOZZ		90598	60220-4	MAKE FROM P/N R411NPSA.125X1.000X100, CAGEC 86730,CUT TO FIT ...GASKET .....	2
51	XBOZZ	5320-00-143-6149	07707	AK43H	..RIVET,BLIND .....	6
52	PAOZZ	5325-00-141-3291	71286	244-16S	..RECEPTACLE,TURNLOCK.....	3
53	PAOZZ		03481	A31 KB125	..NUT,PLAIN,BLIND,RIVET .....	4
54	XBOZZ		90598	60365-100	..PANEL,WELDMENT,REAR .....	1
END OF FIGURE						



UNIT, DIRECT SUPPORT, AND GENERAL SUPPORT MAINTENANCE  
 ARMY SPACE HEATER H-140  
 FRONT SIDE DOOR ASSEMBLY  
 REPAIR PARTS LIST

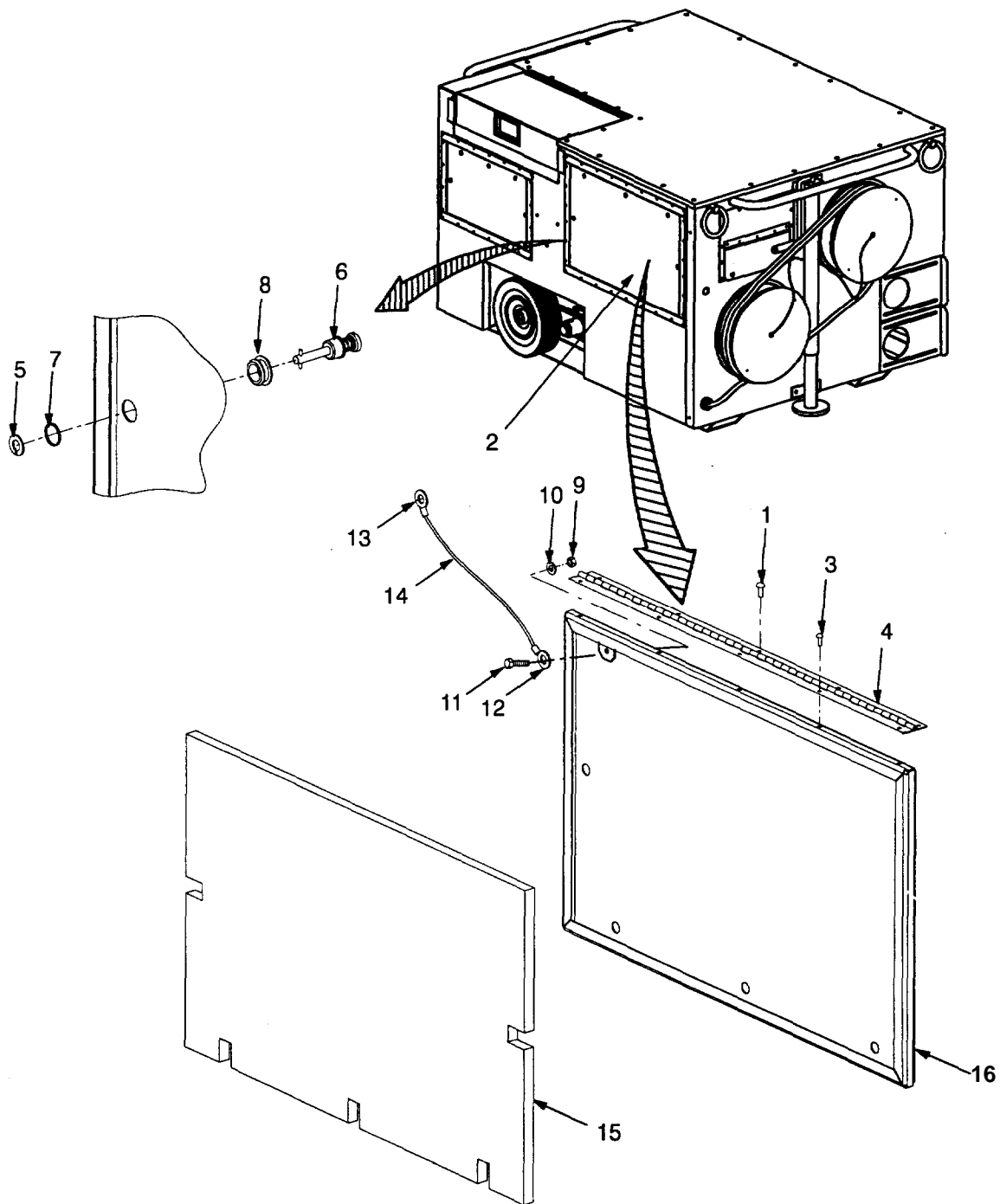


Figure 6. Front Side Door Assembly.

(1) ITEM NO.	(2) SMR CODE	(3) NSN	(4) CAGEC	(5) PART NUMBER	(6) DESCRIPTION AND USABLE ON CODE (UOC)	(7) QTY
GROUP 01 EXHAUST PIPE, HOSE, COVERS, DOORS, AND PANELS						
FIG. 6. FRONT SIDE DOOR ASSEMBLY						
1	PAOZZ	5320-00-956-7355	07707	AD64H	RIVET,BLIND .....	5
2	XB000		90598	60254-100	DOOR ASSEMBLY,FRONT SIDE .....	1
3	PAOZZ	5320-00-956-7362	07707	AD62H	.RIVET,BLIND .....	5
4	MOOZZ		90958	60617-1	.HINGE .....	1
					MAKE FROM P/N MS20257C3-4800, CAGEC 96906,CUT TO 21.50L	
5	PAOZZ	5310-00-984-0388	71286	4002-SW-SS	.WASHER,SPLIT .....	5
6	PAOZZ	5325-00-559-7849	71286	4002-28S	.STUD ASSEMBLY,TURNLOCK .....	5
7	PAOZZ	5325-00-543-3388	71286	40G26-1	.RING,RETAINING .....	5
8	PAOZZ	5325-00-646-8092	71286	4002-OS	.EYELET,TURNLOCK FASTENER .....	5
9	PAOZZ	5310-00-934-9757	96906	MS35649-282	.NUT,PLAIN,HEXAGON .....	1
10	PAOZZ	5310-00-559-0070	96906	MA35333-38	.WASHER,LOCK .....	1
11	PAOZZ	5305-00-984-6193	96906	MS35206-245	.SCREW,MACHINE .....	1
12	PAOZZ	5940-00-143-4794	96906	MS25036-112	.TERMINAL,LUG .....	1
13	PAOZZ	5940-00-143-4777	96906	MS25036-157	.TERMINAL,LUG .....	1
14	MOOZZ		90598	60254-13	.BRAID,WIRE .....	1
					MAKE FROM P/N 8663,CAGEC 16428, CUT TO 18 INCHES	
15	MOOZZ		90598	60174-1	.INSULATION .....	1
					MAKE FROM P/N 08320116,CAGEC 2P653, CUT TO 13.70WX21.81L	
16	XBOZZ		90598	60394-1	.PANEL .....	1
END OF FIGURE						

---

UNIT, DIRECT SUPPORT, AND GENERAL SUPPORT MAINTENANCE  
ARMY SPACE HEATER H-140  
REAR SIDE DOOR ASSEMBLY  
REPAIR PARTS LIST

---

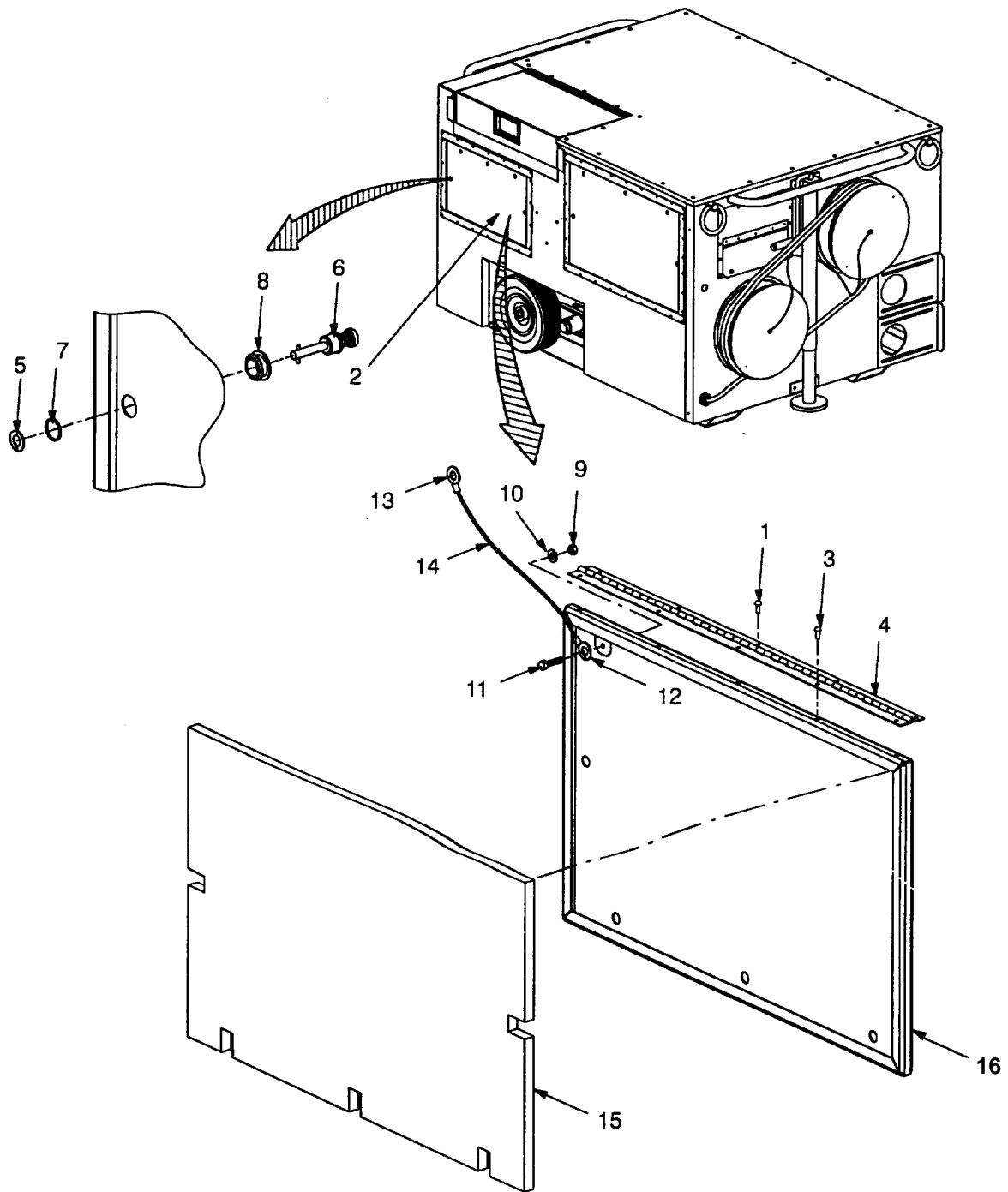


Figure 7. Rear Side Door Assembly.

TM 9-4520-271-24P

(1) ITEM NO.	(2) SMR CODE	(3) NSN	(4) CAGEC	(5) PART NUMBER	(6) DESCRIPTION AND USABLE ON CODE (UOC)	(7) QTY
GROUP 01 EXHAUST PIPE, HOSE, COVERS, DOORS, AND PANELS						
FIG. 7. REAR SIDE DOOR ASSEMBLY						
1	PAOZZ	5320-00-140-4965	07707	AD64AH	RIVET,BLIND .....	4
2	XB000		90598	60268-100	DOOR ASSEMBLY,REAR SIDE .....	1
3	PAOZZ	5320-00-956-7362	07707	AD62H	RIVET,BLIND .....	4
4	MOOZZ		90598	60625-1	.HINGE .....	1
MAKE FROM P/N MS20257C3-4800, CAGEC 96906,CUT TO 15.50L						
5	PAOZZ	5310-00-984-0388	71286	4002-SW-SS	.WASHER,SPLIT .....	5
6	PAOZZ	5325-00-559-7849	71286	4002-28S	.STUD ASSEMBLY,TURNLOCK .....	5
7	PAOZZ	5325-00-543-3388	71286	40G26-1	.RING,RETAINING .....	5
8	PAOZZ	5325-00-646-8092	71286	4002-OS	.EYELET,TURNLOCK FASTENER .....	5
9	PAOZZ	5310-00-934-9757	96906	MS35649-282	.NUT,PLAIN,HEXAGON .....	1
10	PAOZZ	5310-00-559-0070	96906	MS35333-38	.WASHER,LOCK .....	1
11	PAOZZ	5305-00-984-6195	96906	MS35206-245	.SCREW,MACHINE .....	1
12	PAOZZ	5940-00-143-4794	96906	MS25036-112	.TERMINAL,LUG .....	1
13	PAOZZ	5940-00-143-4777	96906	MS25036-157	.TERMINAL,LUG .....	1
14	MOOZZ		90598	60268-13	.BRAID,WIRE.....	1
MAKE FROM P/N 8663,CAGEC 90816, CUT TO LENGTH						
15	MOOZZ		90598	60175-1	.INSULATION .....	1
MAKE FROM P/N 08320116.CAGEC 2P653, CUT TO 9.57VVX15.81L						
16	XBOZZ		90598	60393-1	.PANEL,DOOR .....	2
END OF FIGURE						

---

UNIT, DIRECT SUPPORT, AND GENERAL SUPPORT MAINTENANCE

ARMY SPACE HEATER H-140

AIR INLET COVER AND GUARD

REPAIR PARTS LIST

---

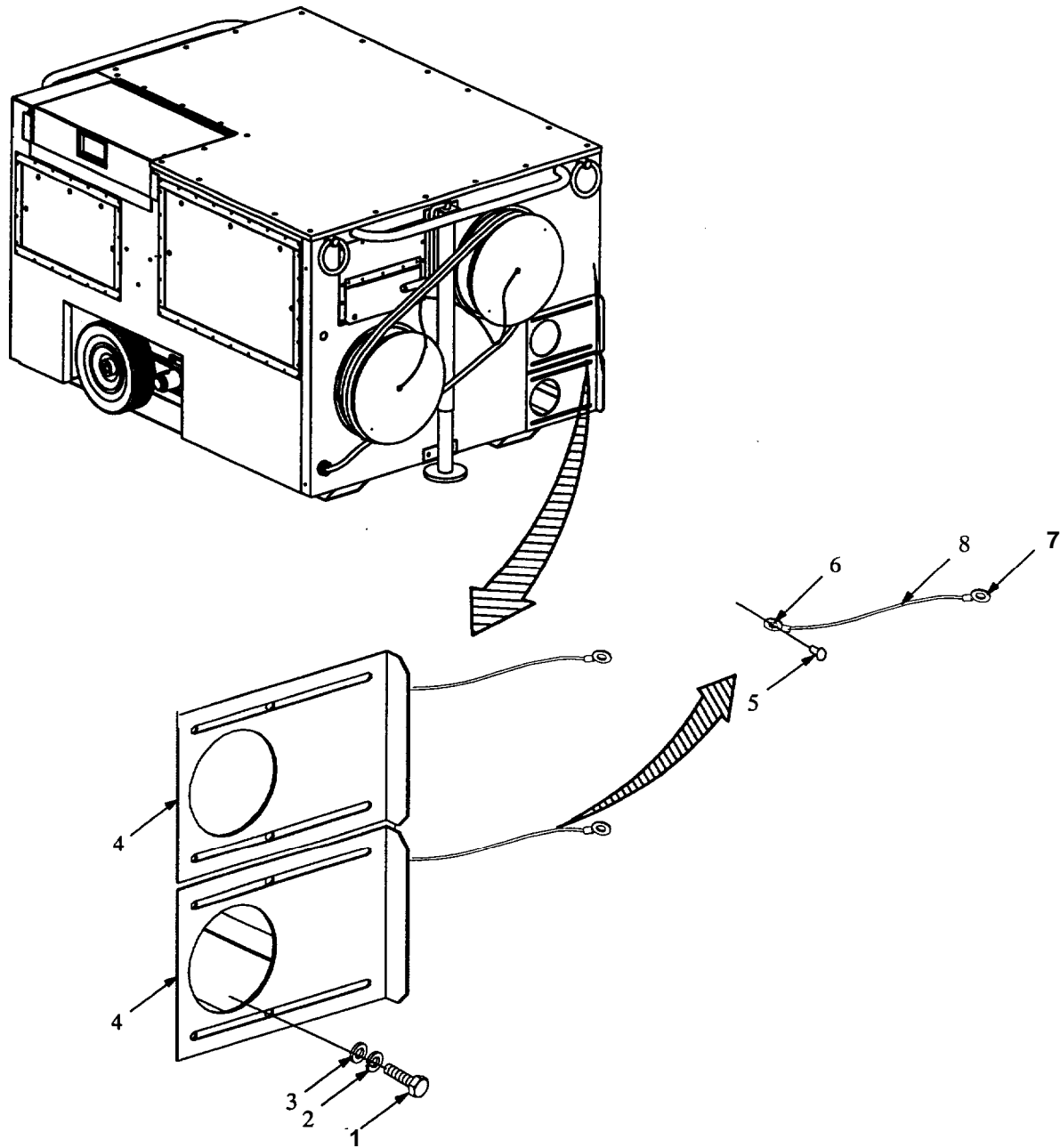


Figure 8. Chemical Biological Protective Covers.



(1) ITEM NO.	(2) SMR CODE	(3) NSN	(4) CAGEC	(5) PART NUMBER	(6) DESCRIPTION AND USABLE ON CODE (UOC)	(7) QTY
					GROUP 01 EXHAUST PIPE, HOSE, COVERS, DOORS, AND PANELS	
					FIG. 8. CHEMICAL BIOLOGICAL PROTECTIVE COVERS	
1	PAOZZ	5305-00-225-3839	90906	MS90725-8	SCREW,CAP,HEXAGON .....	8
2	PAOZZ	5310-00-582-5965	90906	MS35338-44	WASHER,LOCK .....	8
3	PAOZZ	5310-00-809-4058	90906	MS27183-10	WASHER,FLAT .....	8
4	XBOZZ		90598	60358-1	COVER, PLATE,NBC .....	2
5*	PAOZZ	5920-00-956-7355	07707	AD64H	RIVET,BLIND .....	1
6*	PAOZZ	5940-00-143-4777	96906	MS25036-112	TERMINAL,LUG .....	1
7*	PAOZZ	5940-00-143-4794	96906	MS25036-157	TERMINAL,LUG .....	1
8*	MOOZZ		90598	60358-5	CABLE .....	1
					MAKE FROM P/N 8903T33,CAGEC 39428,CUT TO 13.5 INCHES	
					* ITEMS 5, 6, 7, AND 8 ARE OPTIONAL	
					<b>END OF FIGURE</b>	

UNIT, DIRECT SUPPORT, AND GENERAL SUPPORT MAINTENANCE  
 ARMY SPACE HEATER H-140  
 DUST AND INLET/DISCHARGE SCREEN  
 REPAIR PARTS LIST

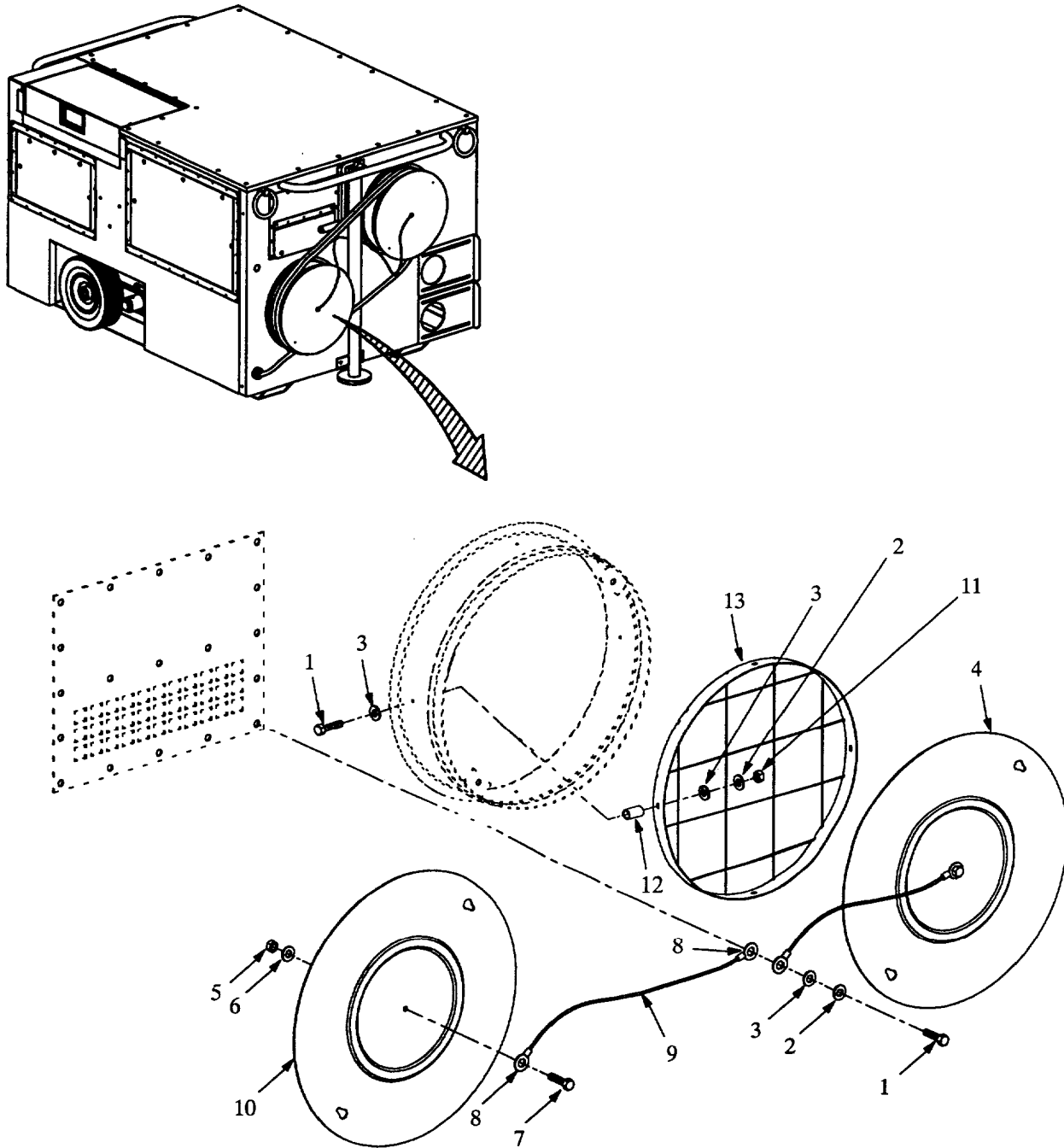


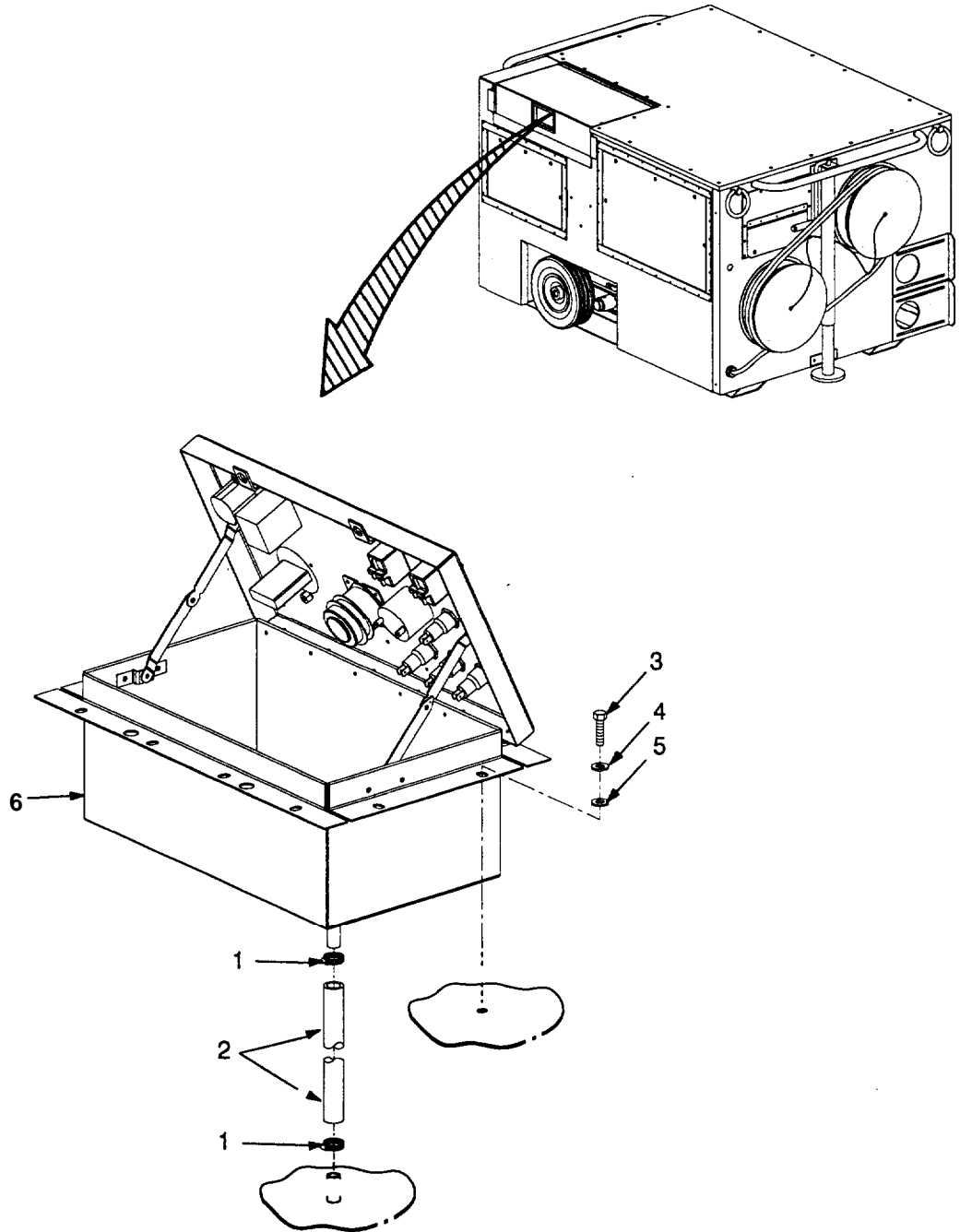
Figure 9. Dust Cover and Inlet/Discharge Screen.

(1) ITEM NO.	(2) SMR CODE	(3) NSN	(4) CAGEC	(5) PART NUMBER	(6) DESCRIPTION AND USABLE ON CODE (UOC)	(7) QTY
GROUP 01 EXHAUST PIPE, HOSE, COVERS, DOORS, AND PANELS						
FIG. 9. DUST COVER AND INLET/DISCHARGE SCREEN						
1	PAOZZ	5305-01-098-7194	96906	MS51849-68	SCREW,MACHINE .....	2
2	PAOZZ	5310-00-045-3296	96906	MS35338-43	WASHER,LOCK .....	9
3	PAOZZ	5310-00-809-8546	96906	MS27183-8	WASHER,FLAT .....	17
4	A 0 0 0 0		90598	60565-100	COVER,DUCT ASSEMBLY .....	2
					INCLUDES ATTACHING CABLE .....	
5	PAOZZ	5310-00-877-5797	96906	MS21044N3	.NUT,SELF-LOCKING,HEAD .....	1
6	PAOZZ	5310-00-014-5850	96906	MS27183-42	.WASHER,FLAT .....	1
7	PAOZZ	5305-00-989-7435	96906	MS35207-264	.SCREW,MACHINE .....	1
8	PAOZZ	5940-00-113-9824	9922	YAV8C-L	.TERMINAL,LUG .....	2
9	MOOZZ		90598	60565-4	.ROPE,WIRE .....	2
					MAKE FROM P/N 8930T33,CAGEC 39428, CUT TO 13.5 INCHES	
10	XBOZZ		90598	60565-1	.COVER,DUCT .....	1
11	PAOZZ	5310-00-934-9751	96906	MS35650-302	NUT,PLAIN,HEXAGON,HEAD .....	8
12	XBOZZ		39428	92510A342	SPACER,ALUMINUM .....	8
13	XBOZZ		90598	60267-100	SCREEN,INLET/DISCHARGE .....	2
END OF FIGURE						

---

**UNIT, DIRECT SUPPORT, AND GENERAL SUPPORT MAINTENANCE**  
**ARMY SPACE HEATER H-140**  
**CONTROL ASSEMBLY, ELECTRICAL**  
**REPAIR PARTS LIST**

---



*Figure 10. Control Assembly, Electrical*

(1) ITEM NO.	(2) SMR CODE	(3) NSN	(4) CAGEC	(5) PART NUMBER	(6) DESCRIPTION AND USABLE ON CODE (UOC)	(7) QTY
GROUP 02 CONTROLS AND COMBUSTION ASSEMBLIES						
FIG. 10. CONTROL ASSEMBLY, ELECTRICAL						
1	PAOZZ	4730-00-908-3194	96906	MS35842-11	CLAMP,HOSE .....	2
2	MOOZZ		90598	60075-1	TUBE,DRAIN .....	1
					MAKE FROM P/N AAB00037,CAGEC6228, CUT TO 18.5 INCHES	
3	PAOZZ	5305-00-068-0502	90906	MS90725-6	SCREW, .....	12
4	PAOZZ	5310-00-933-8121	96906	MS35338-44	WASHER,LOCK .....	12
5	PAOZZ	5310-01-274-3255	96906	MS27183-52	WASHER,FLAT .....	12
6	AOOFF		90598	60260-100	CONTROL ASSEMBLY .....	1
END OF FIGURE						

UNIT, DIRECT SUPPORT, AND GENERAL SUPPORT MAINTENANCE  
 ARMY SPACE HEATER H-140  
 CONTROL PANEL  
 REPAIR PARTS LIST

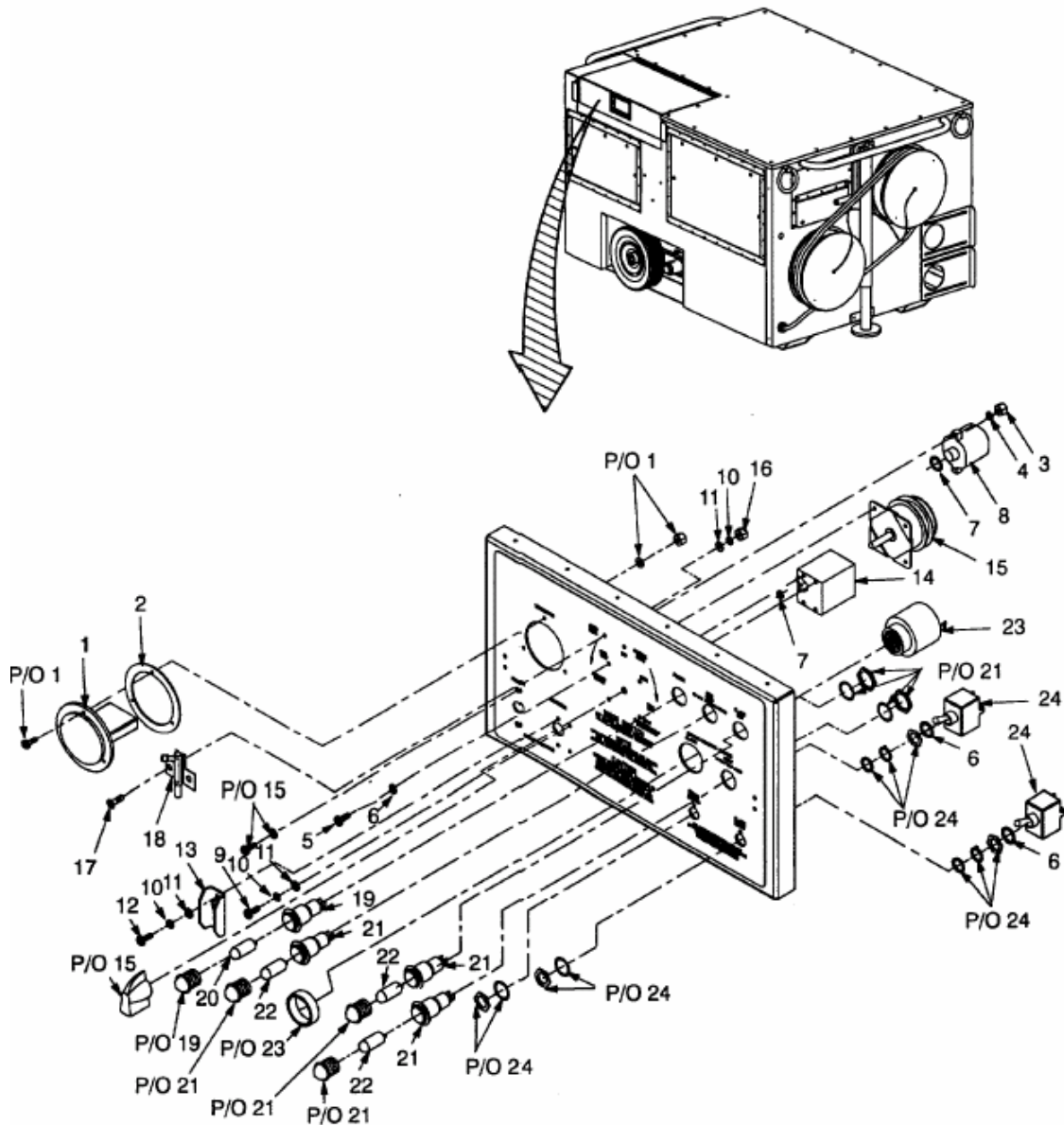


Figure 11 Control Panel

(1)	(2)	(3)	(4)	(5)	(6)	(7)
ITEM	SMR			PART	DESCRIPTION AND USABLE ON	
NO.	CODE	NSN	CAGEC	NUMBER	CODE (UOC)	QTY
GROUP 02 CONTROLS AND COMBUSTION ASSEMBLIES						
FIG. 11. CONTROL PANEL						
1	PAOZZ	6645-00-864-6794	74400	20017	.METER, TIME TOTALIZING ..... INCLUDES ATTACHING HARDWARE	1
2	PAOZZ		90598	60824-1	.GASKET .....	1
3	PAOZZ	5310-00-934-9751	96906	MS35650-302	.NUT, PLAIN, HEXAGON.....	2
4	PAOZZ	5310-00-576-5752	96906	MS35333-39	.WASHER, LOCK .....	2
5	PAOZZ	5305-00-993-1851	96906	MS35207-267	.SCREW, MACHINE.....	2
6	PAOZZ	5330-01-398-4993	96906	MS9955-107	.O-RING .....	2
7	PAOZZ	5330-00-248-3840	96906	MS29513-014	.O-RING .....	3
8	PAOZZ	5925-00-270-3998	82647	PDM-25	.CIRCUIT BREAKER .....	1
9	PAOZZ	5305-00-984-4988	96906	MS35206-228	.SCREW, MACHINE.....	2
10	PAOZZ	5310-00-579-0079	96906	MS35333-37	.WASHER, LOCK .....	4
11	PAOZZ	5310-00-722-5998	96906	MS15795-805	.WASHER, FLAT .....	4
12	POAII	5305-00-054-6650	96906	MS51957-26	.SCREW, MACHINE.....	2
13	XBOZZ		90598	60803-1	.GUARD, CIRCUIT BREAK.....	1
14	PAOZZ		81541	IAP-11-1-60-1.00-01	.CIRCUIT BREAKER .....	1
					INCLUDES ATTACHING HARDWARE	
15	PAOZZ		90598	60790-100	.SWITCH, ROTARY .....	1
					INCLUDES ATTACHING HARDWARE	
16	PAOZZ	5310-00-934-9747	96906	MS35649-262	.NUT, PLAIN, HEXAGON .....	2
17	POAII	5305-00-958-5450	96906	MS35190-240	.SCREW, MACHINE.....	2
18	XBOZZ		90598	60245-1	.LOCKOUT, REMOTE .....	1
19	PAOZZ	6210-01-399-2448	90598	60424-2	.LIGHT, INDICATOR .....	1
					INCLUDES ATTACHING HARDWARE	
20	PAOZZ	6240-00-266-9940	24446	1829	.LAMP, INCANDESCENT .....	1
					28 VOLT-NOMINAL .....	
21	PAOZZ	6210-01-399-2452	90598	60424-1	.LIGHT, INDICATOR .....	3
					INCLUDES ATTACHING HARDWARE	
22	PAOZZ	6240-00-939-7859	92966	120MB	.LAMP, INCANDESCENT, 120 VOLT .....	3
23	PAOZZ	6350-01-129-6462	37942	SC628 MA	.BUZZER.....	1
					INCLUDES ATTACHING HARDWARE	
					28 VOLT AC 50/60 HZ	
24	PAOZZ	5930-00-683-1626	96906	MS24523-30	.SWITCH, TOGGLE .....	2
					INCLUDES ATTACHING HARDWARE	
END OF FIGURE						





UNIT, DIRECT SUPPORT, AND GENERAL SUPPORT MAINTENANCE  
 ARMY SPACE HEATER H-140  
 GROUND WIRE, TERMINAL STRIPS, TRANSFORMER AND RELAY  
 REPAIR PARTS LIST

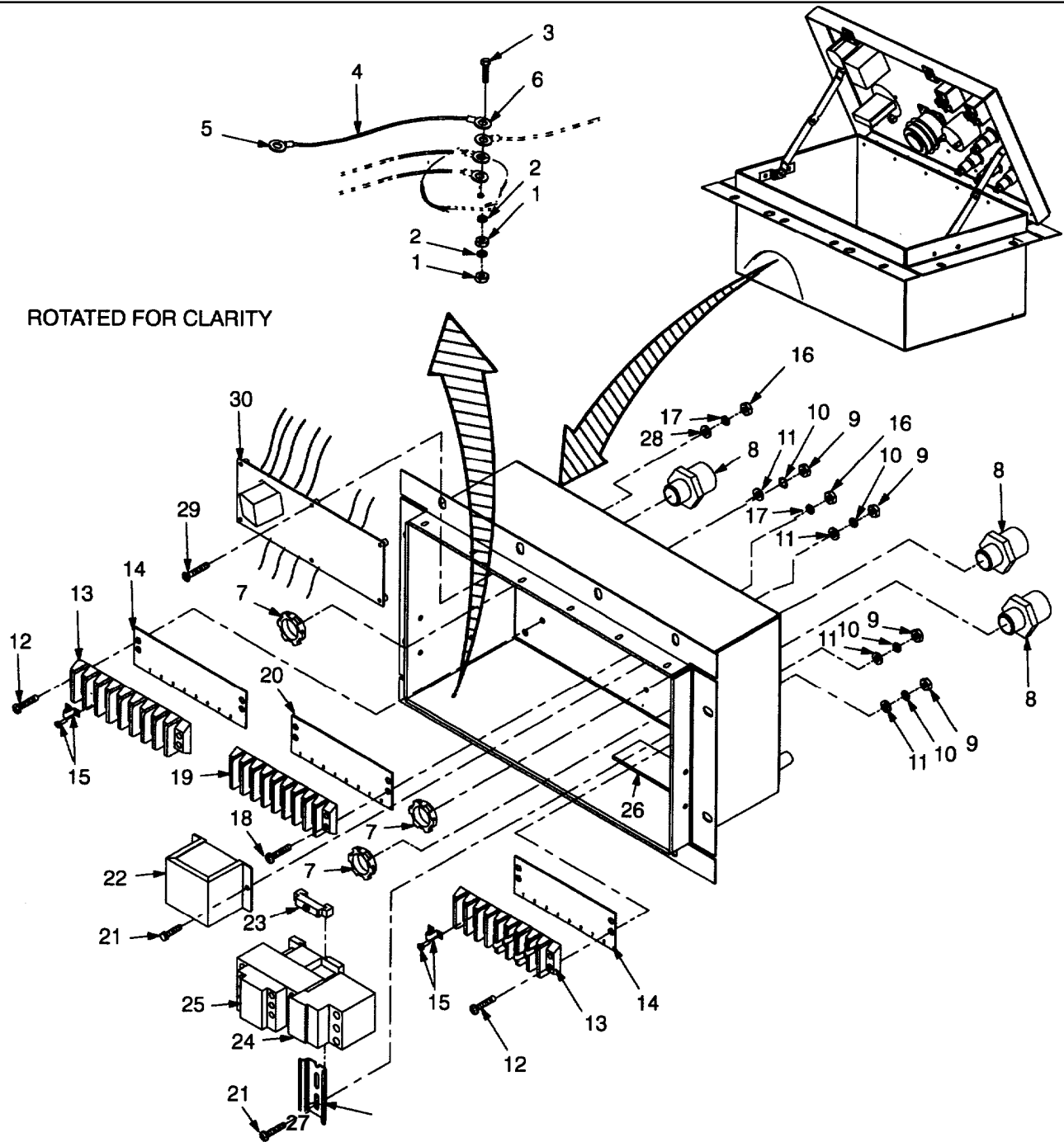


Figure 12. Ground Wire, Terminal Strips, Transformer and Relay (Sheet 1 of 2).

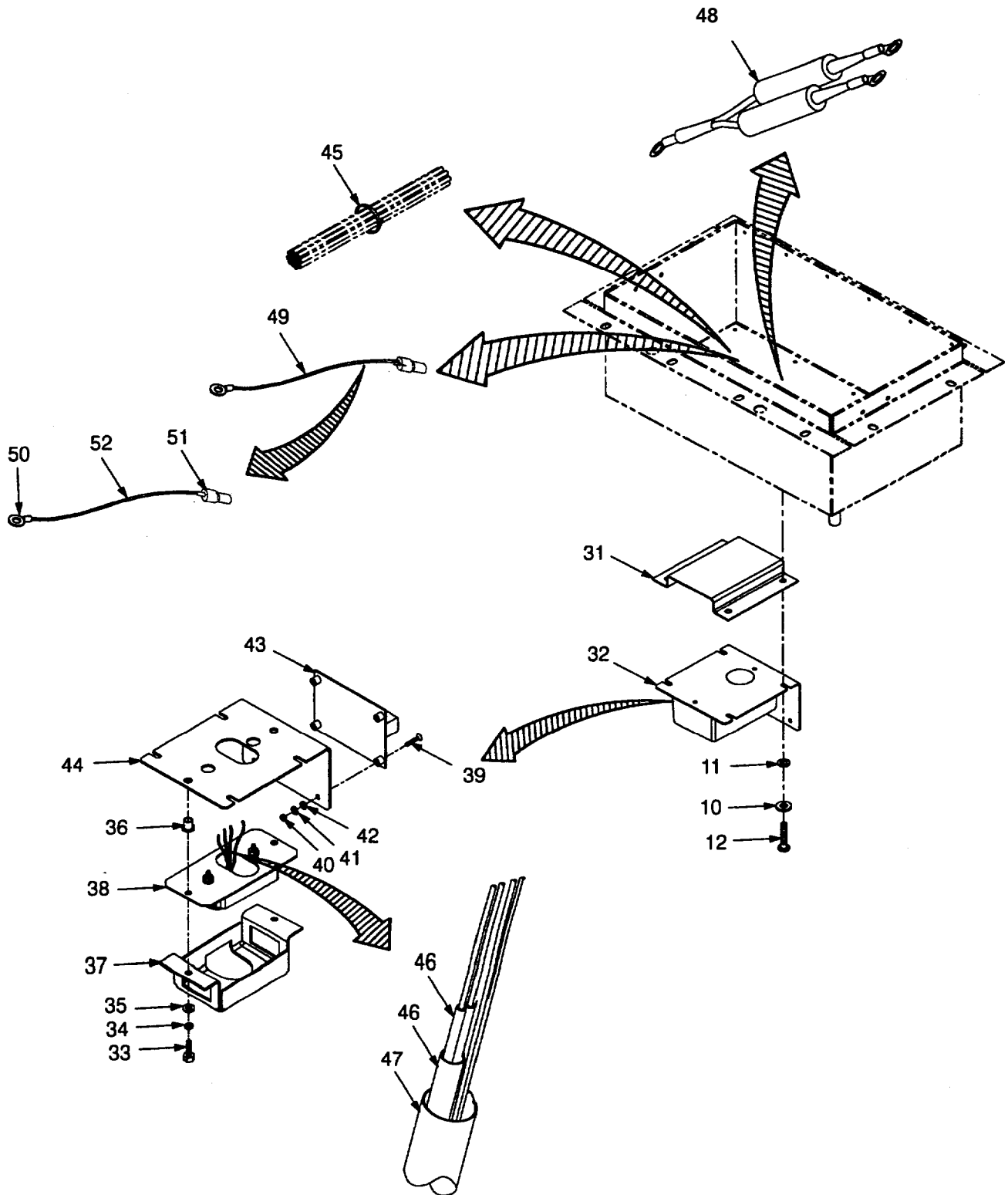


Figure 12. Ground Wire, Terminal Strips, Transformer and Relay (Sheet 2 of 2).

(1) ITEM NO.	(2) SMR CODE	(3) NSN	(4) CAGEC	(5) PART NUMBER	(6) DESCRIPTION AND USABLE ON CODE (UOC)	(7) QTY
GROUP 02 CONTROLS AND COMBUSTION ASSEMBLIES						
FIG. 12. GROUND WIRE, TERMINAL STRIPS, TRANSFORMER AND RELAY						
1	PAOZZ	5310-00-761-6882	96906	MS51967-2	.NUT,PLAIN,HEXAGON .....	2
2	PAOZZ	5310-00-550-1130	96906	MS35333-40	.WASHER,LOCK .....	2
3	PAOZZ	5305-00-225-3839	96906	MS90725-8	.SCREW,CAP,HEXAGON HEAD .....	2
4	MOOZZ		90598	60306-88	.WIRE,ELECTRICAL .....	1
					MAKE FROM P/N M5086/1-12-9,CAGEC 81349,CUT TO 17 INCHES	
5	PAOZZ	5940-00-230-0515	96906	MS25036-154	.TERMINAL,LUG .....	1
6	PAOZZ	5940-00-143-4774	96906	MS25036-153	.TERMINAL,LUG .....	1
7	PAOZZ	5975-00-642-7261	56501	142	.LOCKNUT,ELECTRICAL .....	3
8	PAOZZ	4730-00-732-1883	28520	3234	.CONNECTOR,PLUG,ELECTRICAL .....	3
9	PAOZZ	5310-00-934-9751	96906	MS35650-302	.NUT,PLAIN,HEXAGON .....	10
10	PAOZZ	5310-00-045-3296	96906	MS35338-43	.WASHER,LOCK .....	10
11	PAOZZ	5310-00-809-8546	96906	MS27183-8	.WASHER,FLAT .....	10
12	PAOZZ	5305-00-993-1851	96906	MS35207-267	.SCREW,MACHINE .....	6
13	PAOZZ	5940-00-341-4224	26405	602-GP-08	.BLOCK,TERMINAL .....	1
14	XBOZZ		90598	60797-100	.MARKER STRIP .....	2
15	XBOZZ		26405	J602	.JUMPER,TERMINAL .....	5
16	PAOZZ	5310-00-934-9747	96906	MS35649-262	.NUT,PLAIN,HEXAGON .....	6
17	PAOZZ	5310-00-579-0079	96906	MS35333-37	.WASHER,LOCK .....	6
18	PAOZZ	5305-00-889-3001	96906	MS35206-231	.SCREW,MACHINE .....	2
19	XBOZZ	5940-00-259-4878	26405	601-GP-08	.BLOCK,TERMINAL .....	
20	XBOZZ		90598	60381-1	.MARKER,STRIP .....	1
21	PAOZZ	5305-01-006-2052	96906	MS51849-65	.SCREW,MACHINE .....	2
22	PAOZZ		02929	44F3092	.TRANSFORMER,24VOLT .....	1
23	XBOZZ		60680	BNL-5	.CLIP,END .....	1
24	PAOZZ		1G645	LRD22	.PROTECTOR,THERMAL OVERLOAD,MOTOR	
25	PAOZZ		1G645	LC1D25F7	.CONTACTOR,MAGNETIC .....	1
26	MOOZZ		90598	60260-43	.GASKET .....	1
					MAKE FROM P/N R411NPSA .125X1.50X100, CAGEC 86730,CUT TO FIT	
27	XBOZZ		90598	60804-1	.RAIL,MOUNTING .....	1
28	PAOZZ	5310-00-722-5998	96906	MS15795-805	.WASHER,FLAT .....	6
29	PAOZZ	5305-00-958-5450	96906	MS35190-240	.SCREW,MACHINE .....	6
30	PAOZZ		90598	60371-1	.RELAY,COMBUSTION .....	1
31	XBOZZ		90598	60243-1	.COVER,CARBON MONOXIDE DETECTOR .....	1
32	PA000		90598	60275-100	.DETECTOR ASSEMBLY, .....	1
					CARBON MONOXIDE .....	
33	PAOZZ	5305-01-098-7194	96906	MS51849-68	..SCREW,MACHINE .....	2
34	PAOZZ	5310-00-045-3296	96906	MS35338-43	..WASHER,LOCK .....	2
35	PAOZZ	5310-00-809-8546	96906	MS27183-8	..WASHER,FLAT .....	2
36	PAOZZ	5320-01-467-4309	0VIC23	ITR10-1340SD	..PIN-RIVET,THREADED .....	2
37	XBOZZ		90598	60772-1	..COVER,DETECTOR .....	1
38	PAOZZ		90598	60242-101	..DETECTOR ASSEMBLY .....	1
39	PAOZZ	5305-00-958-5450	96906	MS35190-240	..SCREW,MACHINE .....	4
40	PAOZZ	5310-00-934-9747	96906	MS35649-262	..NUT,PLAIN,HEXAGON .....	4
41	PAOZZ	5310-00-929-6395	96906	MS35338-136	..WASHER,LOCK .....	4
42	PAOZZ	5310-00-722-5998	96906	MS15795-805	..WASHER,FLAT .....	4

(1) ITEM NO.	(2) SMR CODE	(3) NSN	(4) CAGEC	(5) PART NUMBER	(6) DESCRIPTION AND USABLE ON CODE (UOC)QTY	(7)
GROUP 02 CONTROLS AND COMBUSTION ASSEMBLIES						
FIG. 12. GROUND WIRE, TERMINAL STRIPS, TRANSFOR4MER AND RELAY						
43	PAOZZ		90598	60275-1	..CONTACTOR,RELAY.....	1
44	XBOZZ		90598	60276-1	..BRACKET .....	1
45	PAOZZ	5975-00-984-6582	96906	MS3367-1-0	..STRAP,TIEDOWN .....	2
46	MOOZZ		90598	60242-8	..SHIELDING BEAD,ELECTRIC .....	1
MAKE FROM P/N 2643540002,CAGEC 34899, CUT TO LENGTH						
47	MOOZZ		90598	60242-9	..INSULATION SLEEVING .....	1
MAKE FROM P/N M23053/5-109-0, CAGEC 81349,CUT TO LENGTH						
48	XBOZZ		90598	60884-101	..JUMPER, EMI .....	1
49	A0000		90598	60306-91	..WIRE LEAD ASSEMBLY .....	1
50	PAOZZ		906906	MS25036-106	..TERMINAL,LUG .....	1
51	PAOZZ		75037	MNU14-250DIFX	..TERMINAL,TAPERED .....	1
52	MOOZZ		90598	60306-2	..WIRE ELECTRICAL .....	1
MAKE FROM P/M M5086/1-12-9, CAGEC 81349, CUT TO 23 INCHES						
<b>END OF FIGURE</b>						

UNIT, DIRECT SUPPORT, AND GENERAL SUPPORT MAINTENANCE

ARMY SPACE HEATER H-140

CONTROL BOX

REPAIR PARTS LIST

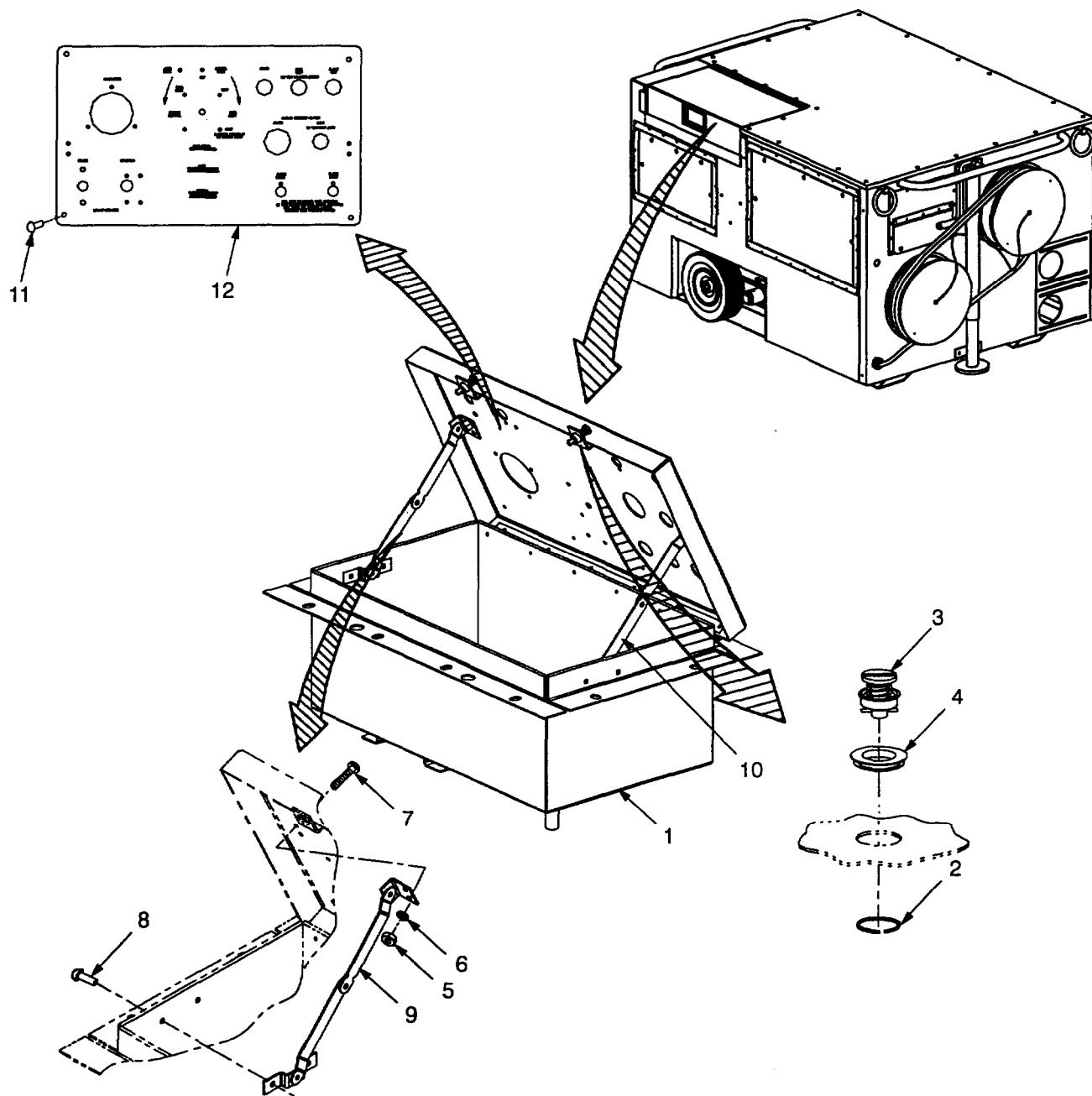


Figure 13. Control Box (Sheet 1 of 2).

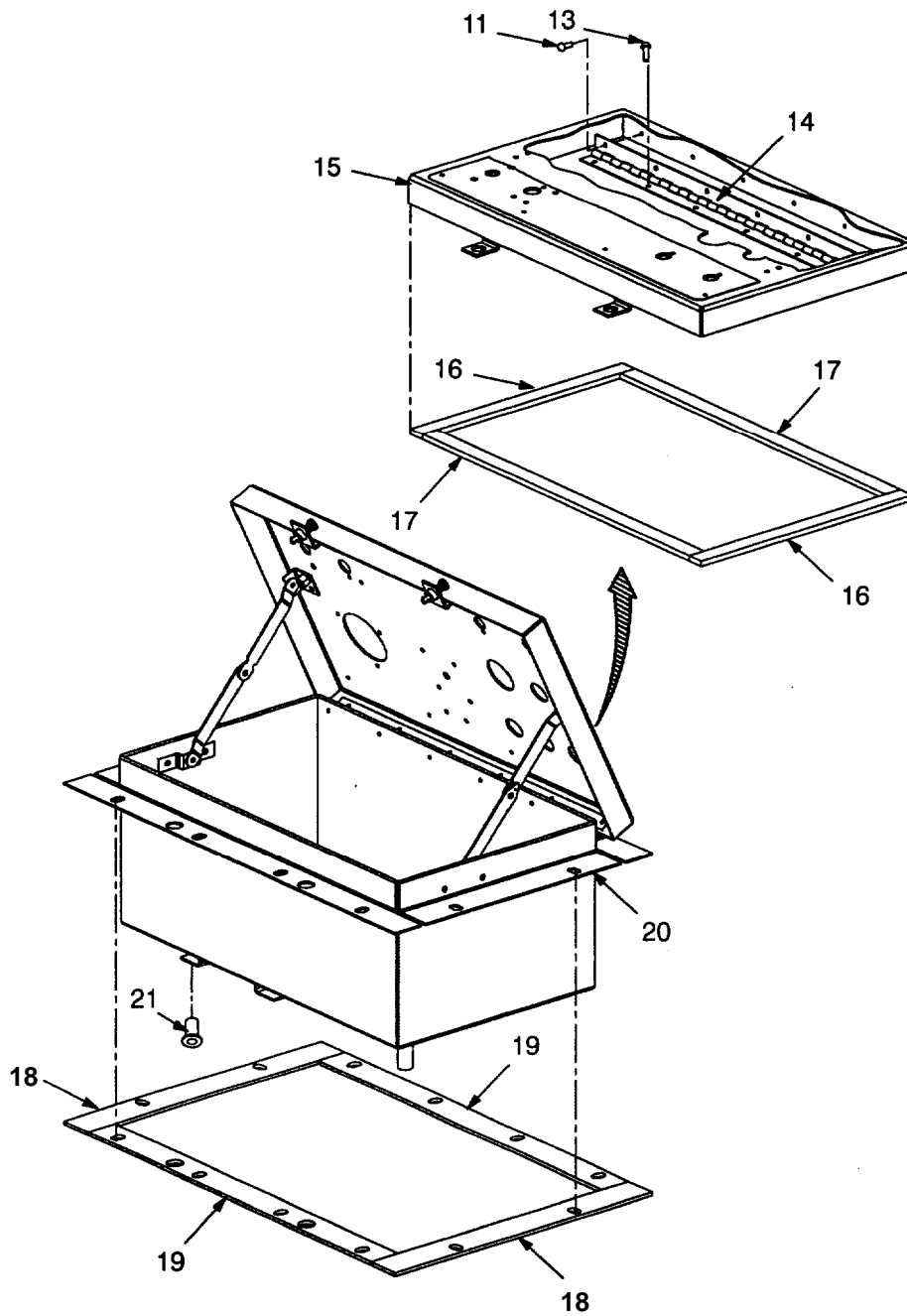


Figure 13. Control Box (Sheet 2 of 2).

(1) ITEM NO.	(2) SMR CODE	(3) NSN	(4) CAGEC	(5) PART NUMBER	(6) DESCRIPTION AND USABLE ON CODE (UOC)	(7) QTY
GROUP 02 CONTROLS AND COMBUSTION ASSEMBLIES						
FIG. 13. CONTROL BOX						
1	XBFFF		90598	60780-100	..CONTROL BOX .....	1
2	PAFZZ	5325-00-543-3388	71286	40G26-1	..RING,RETAINING .....	2
3	PAFZZ	5325-00-839-2277	71286	4002-10S	..STUD ASSEMBLY,TURNLOCK .....	2
4	PAFZZ	5325-00-646-8092	71286	4002-0S	..EYELET,TURNLOCK FASTENER .....	2
5	PAFZZ	5310-00-982-6814	96906	MS21044C08	..NUT,SELF-LOCKING,HEAD.....	4
6	PAFZZ	5310-00-809-4061	96906	MS27183-15	..WASHER,FLAT .....	4
7	PAFZZ	5305-00-054-6671	96906	MS51957-46	..SCREW,MACHINE .....	4
8	PAFZZ	5320-00-956-7355	07707	AD64H	..RIVET,BLIND .....	4
9	XBFZZ		90598	60817-101	..SUPPORT,ASSEMBLY LEFT .....	1
10	XBFZZ		90598	60817-100	..SUPPORT,ASSEMBLY RIGHT .....	1
11	XBFZZ	5320-00-932-1972	07707	AD42H	..RIVET,BLIND .....	15
12	XBFZZ		90598	60783-1	..PLATE CONTROL PANEL.....	1
13	XBFZZ	5320-01-145-9207	07707	AD43H	..RIVET,BLIND .....	6
14	MFFZZ		90598	60816-1	..HINGE .....	1
15	XBFFF		90598	60781-100	MAKE FROM P/N MS20257C2-1400, CAGEC 96906,CUT TO 14.00L ..PANEL ASSEMBLY .....	1
16	MFFZZ		90598	60781-3	...GASKET .....	2
17	MFFZZ		90598	60781-4	MAKE FROM P/N MIL-R-6130TY2GRA, CAGEC 81349,CUT TO 9.00L ...GASKET .....	2
19	MFFZZ		90598	60780-14	MAKE FROM P/N MIL-R-6130TY2GRA, CAGEC 81349,CUT TO 13.90L ..GASKET .....	2
19	MFFZZ		90598	60780-15	MAKE FROM P/N MIL-R-6130TY2GRA, CAGEC 81349,CUT TO 10.93L ..GASKET .....	2
20	XBFZZ		90598	60785-100	..WELDMENT,BOX CONTROL .....	1
21	PAOZZ	5320-01-467-4309	3H464	ITR10-130SD	..PIN-RIVET,THREADED .....	4
END OF FIGURE						

UNIT, DIRECT SUPPORT, AND GENERAL SUPPORT MAINTENANCE  
 ARMY SPACE HEATER H-140  
 FUEL PRESSURE GAUGE, TUBING AND NAME PLATE  
 REPAIR PARTS LIST

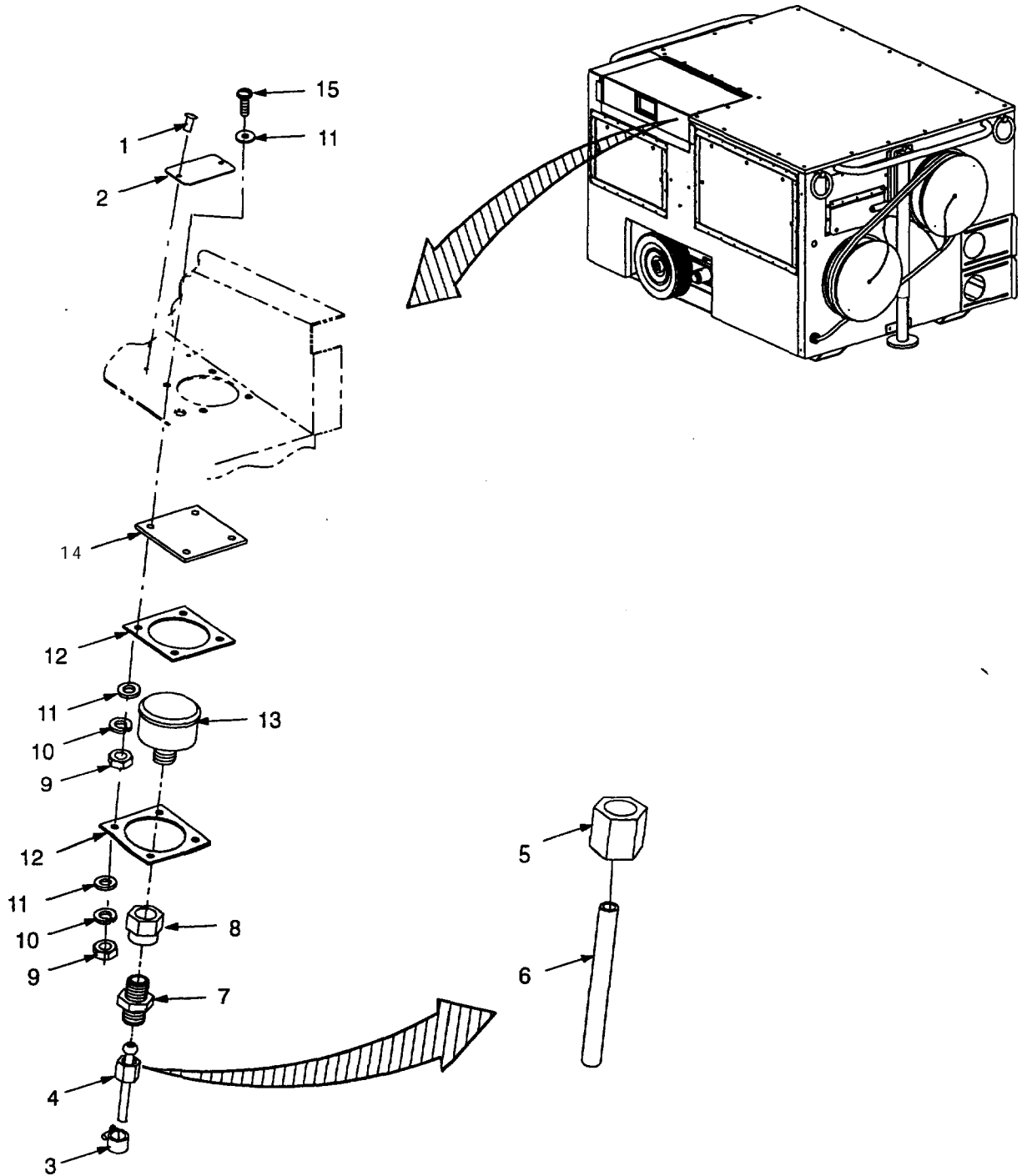


Figure 14. Fuel Pressure Gauge, Tubing and Name Plate.



(1) ITEM SMR NO.	(2) CODE	(3) NSN	(4) CAGEC	(5) PART NUMBER	(6) DESCRIPTION AND USABLE ON CODE (UOC)	(7) QTY
GROUP 02 CONTROLS AND COMBUSTION ASSEMBLIES						
FIG. 14. FUEL PRESSURE GAUGE, TUBING AND NAME PLATE						
1	PAOZZ	5320-01-110-7954	06888	AD42AH	RIVET,BLIND .....	4
2	XBOZZ		90598	60012-1	NAMEPLATE, FUEL PRESSURE .....	1
3	PAOZZ	5340-00-079-7837	96906	MS21333-67	CLAMP,LOOP .....	1
4	XB000		90598	60761-100	TUBE ASSEMBLY.....	1
5	PAOZZ		79470	41X3	.NUT,TUBE COUPLING .....	2
6	MOOZZ		90598	60761-1	.TUBE,METALLIC .....	1
MAKE FROM P/N ASTM B280-83, .188ODX.030 WALL,CAGEC 81346,CUT TO FIT						
7	PAOZZ	4730-00-266-0531	79470	48X3	ADAPTER,STRAIGHT,PIPE .....	1
8	PAOZZ	4730-00-287-0706	79470	3300X4X2	.REDUCER,PIPE .....	1
9	PAOZZ	5310-00-934-9760	96906	MS35649-204	NUT,PLAIN,HEXAGON.....	8
10	PAOZZ	5310-00-045-3296	96906	MS35338-43	WASHER,LOCK .....	8
11	PAOZZ	5310-00-809-8546	96906	MS27183-8	WASHER,FLAT .....	12
12	XBOZZ		90598	60309-1	BRACKET,FUEL GAGE .....	2
13	PAOZZ		61049	4306317	GAUGE,PRESSURE .....	1
INCLUDES ATTACHING HARDWARE						
14	XBOZZ		90598	60308-1	LENS,FUEL GAGE .....	1
.125 THICK CLEAR LEXAN POLYCARBONATE						
15	PAOZZ	5305-01-098-7194	96906	MS51849-68	SCREW,MACHINE .....	4
END OF FIGURE						

---

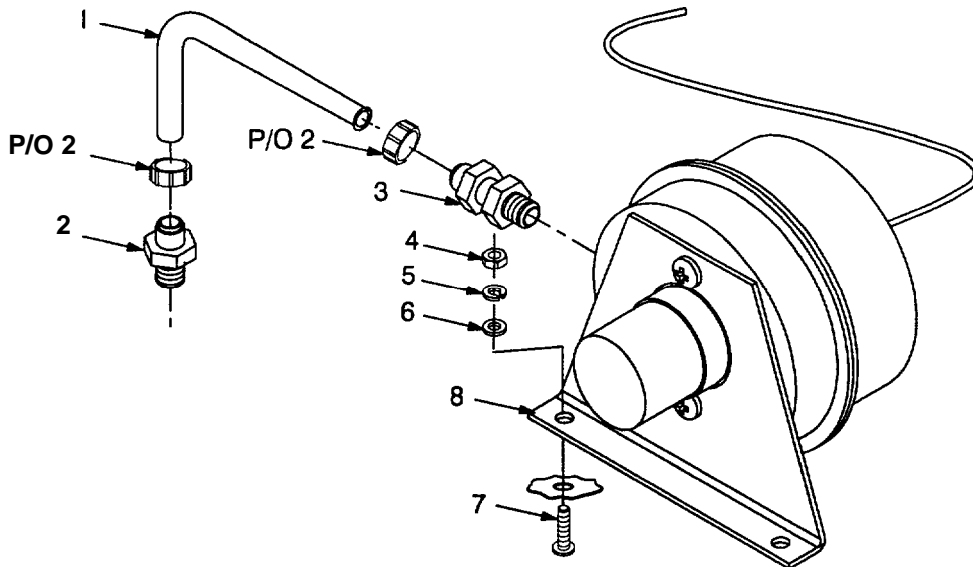
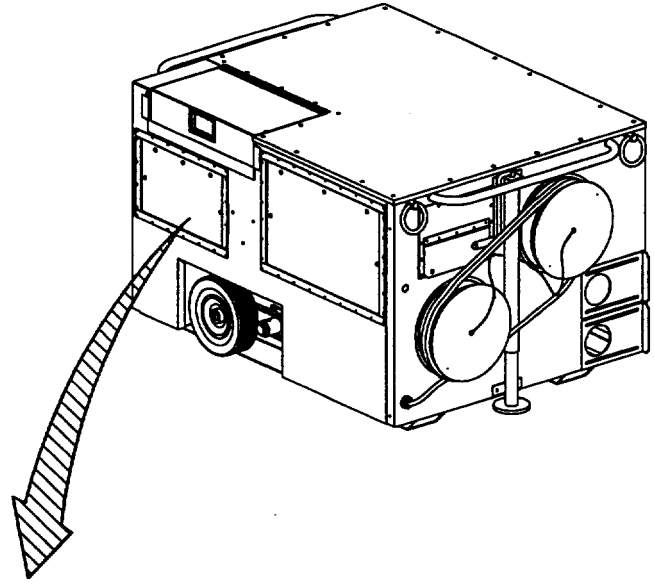
UNIT, DIRECT SUPPORT, AND GENERAL SUPPORT MAINTENANCE

ARMY SPACE HEATER H-140

AIR PRESSURE SWITCH

REPAIR PARTS LIST

---



(1) ITEM NO.	(2) SMR CODE	(3) NSN	(4) CAGEC	(5) PART NUMBER	(6) DESCRIPTION AND USABLE ON CODE (UOC)	(7) QTY
GROUP 02 CONTROLS AND COMBUSTION ASSEMBLIES						
FIG. 15. AIR PRESSURE SWITCH						
1	MOOZZ		90598	60079-1	TUBING, NONMETALLIC ..... MAKE FROM P/N 44-P YELLOW, CAGEC 30327, CUT TO 11.25 INCHES	1
2	PAOZZ	4730-00-990-8840	30327	282-P-8	NIPPLE, TUBE .....	1
3	PAOZZ	4730-00-882-6942	30327	268-P-04X02	ADAPTER, STRAIGHT, PIPE .....	1
4	PAOZZ	5310-00-934-9757	96906	MS35649-282	NUT, PLAIN, HEXAGON .....	2
5	PAOZZ	5310-00-559-0070	96906	MS35333-38	WASHER, LOCK .....	2
6	PAOZZ	5310-00-809-8546	96906	MS27183-8	WASHER, FLAT .....	2
7	PAOZZ	5305-00-984-6193	96906	MS35206-245	SCREW, MACHINE .....	2
8	PAOZZ	5930-01-397-7317	9157	R70-2-HCQ-238	SWITCH, PRESSURE ..... (DISCARD ONE NUT AND SLEEVE)	1
END OF FIGURE						

UNIT, DIRECT SUPPORT, AND GENERAL SUPPORT MAINTENANCE

ARMY SPACE HEATER H-140

EXTERNAL FUEL HOSE ASSEMBLY

REPAIR PARTS LIST

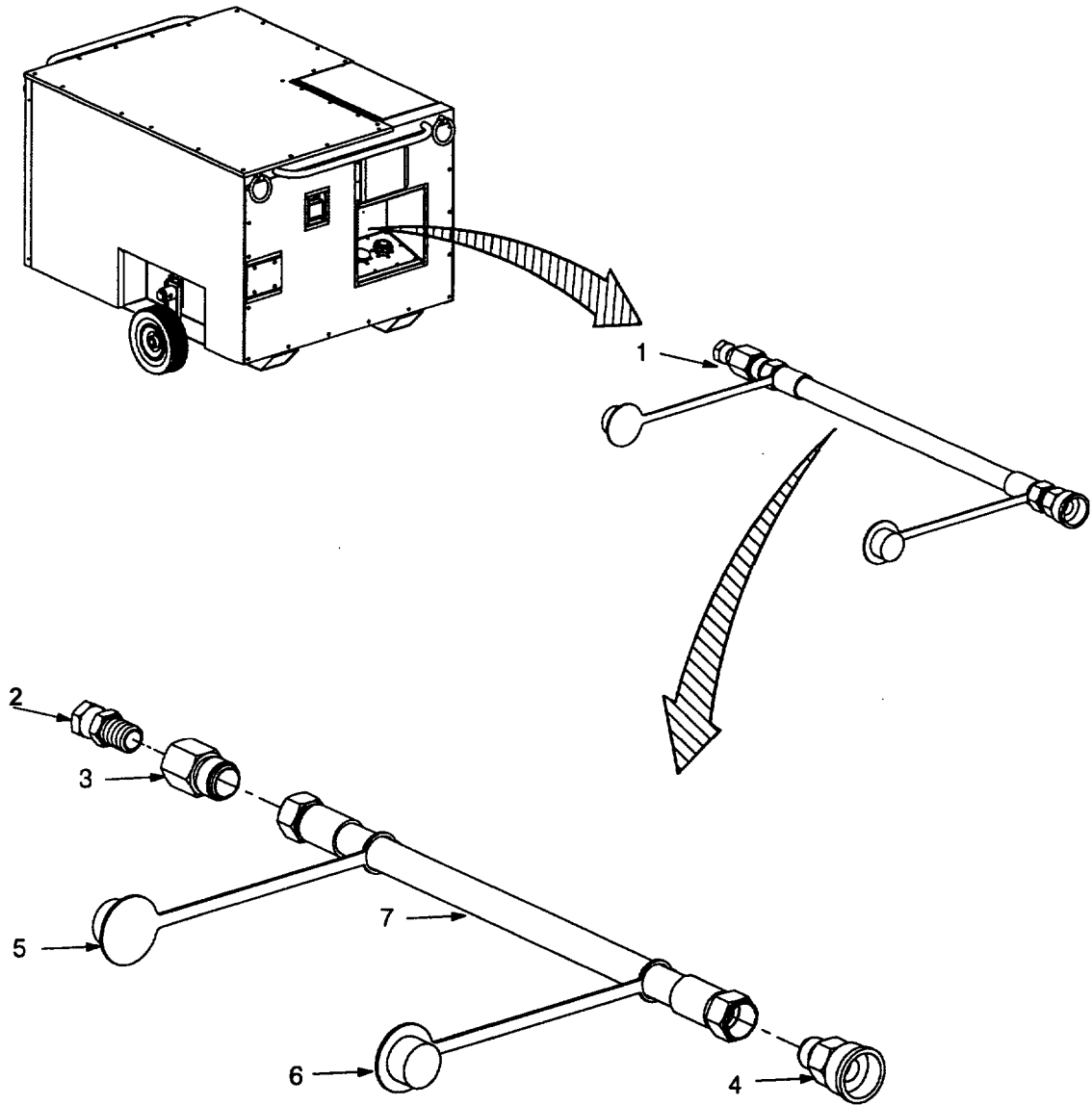


Figure 16. External Fuel Hose Assembly.

(1) ITEM NO.	(2) SMR CODE	(3) NSN	(4) CAGEC	(5) PART NUMBER	(6) DESCRIPTION AND USABLE ON CODE (UOC)	(7) QTY
					GROUP 03 HOSE, TUBE AND TANK ASSEMBLIES	
					FIG. 16. EXTERNAL FUEL HOSE ASSEMBLY	
1	PA000		90598	60210-100	HOSE ASSEMBLY .....	1
2	PAOZZ	4730-01-398-5665	79470	9100X5X4	.ADAPTER,STRAIGHT,PIPE .....	1
3	PAOZZ	4730-00-334-7840	80212	1018751S	.ADAPTER,STRAIGHT,PIPE .....	1
4	PAOZZ		78357	AVHC6-6-EM	.COUPLING HALF,QUICK .....	1
5	PAOZZ	5340-01-307-4394	97111	H2-66M	.PLUG,PROTECTIVE,DUST .....	1
6	PAOZZ	5340-01-190-7979	78357	PDP-6	.PLUG,PROTECTIVE,DUST .....	1
7	PAOZZ		96906	MS28741-6-3000	.HOSE ASSEMBLY .....	1
					INCLUDES TWO ADAPTERS P/N MS24587-6, CAGEC 96906	
					END OF FIGURE	

UNIT, DIRECT SUPPORT, AND GENERAL SUPPORT MAINTENANCE

ARMY SPACE HEATER H-140

FUEL TUBE ASSEMBLIES

REPAIR PARTS LIST

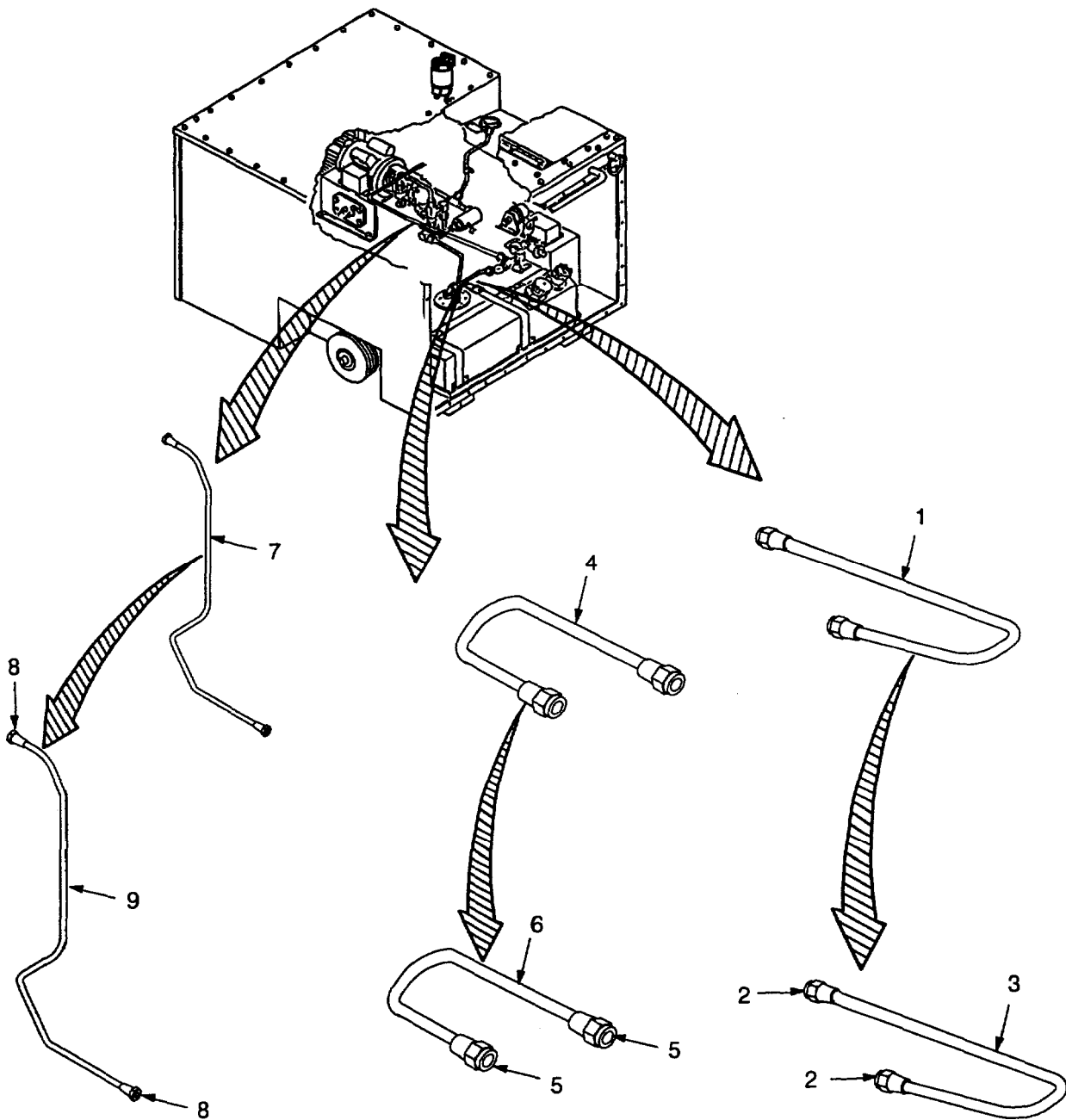


Figure 17. Fuel Tube Assemblies.

(1) ITEM NO.	(2) SMR CODE	(3) NSN	(4) CAGEC	(5) PART NUMBER	(6) DESCRIPTION AND USABLE ON CODE (UOC)	(7) QTY
GROUP 03 HOSE, TUBE AND TANK ASSEMBLIES						
FIG. 17. FUEL TUBE ASSEMBLIES						
1	XB000		90598	60759-100	TUBE ASSEMBLY .....	1
2	PAOZZ	4730-00-969-6941	79470	41X4	.NUT,TUBE COUPLING .....	2
3	MOOZZ		90598	60759-1	.TUBE,METALLIC .....	1
MAKE FROM P/N ASTM B280-83,.2500DX.030WALL,CAGEC 81346, CUT TO 23.00 INCHES						
4	XB000		90598	60757-100	TUBE ASSEMBLY .....	1
5	PAOZZ	4730-01-398-8324	96906	MS51531B6Z	NUT,TUBE COUPLING .....	2
6	MOOZZ		90598	60757-1	TUBE,METALLIC .....	1
MAKE FROM P/N ASTM 9280-83,.3750DX.032WALL,CAGEC 81346 CUT TO 14.76 INCHES						
7	XB000		90598	60758-100	TUBE ASSEMBLY .....	1
8	PAOZZ	4730-00-011-8539	79470	41X6	.NUT,TUBE COUPLING .....	2
9	MOOZZ		90598	60758-1	.TUBE,METALLIC .....	1
MAKE FROM P/N ASTM B280-83,.3750DX.032WALL,CAGEC 81346, CUT TO 38.20 INCHES						
END OF FIGURE						

---

UNIT, DIRECT SUPPORT, AND GENERAL SUPPORT MAINTENANCE  
ARMY SPACE HEATER H-140  
FUEL TANK TOP ASSEMBLY  
REPAIR PARTS LIST

---

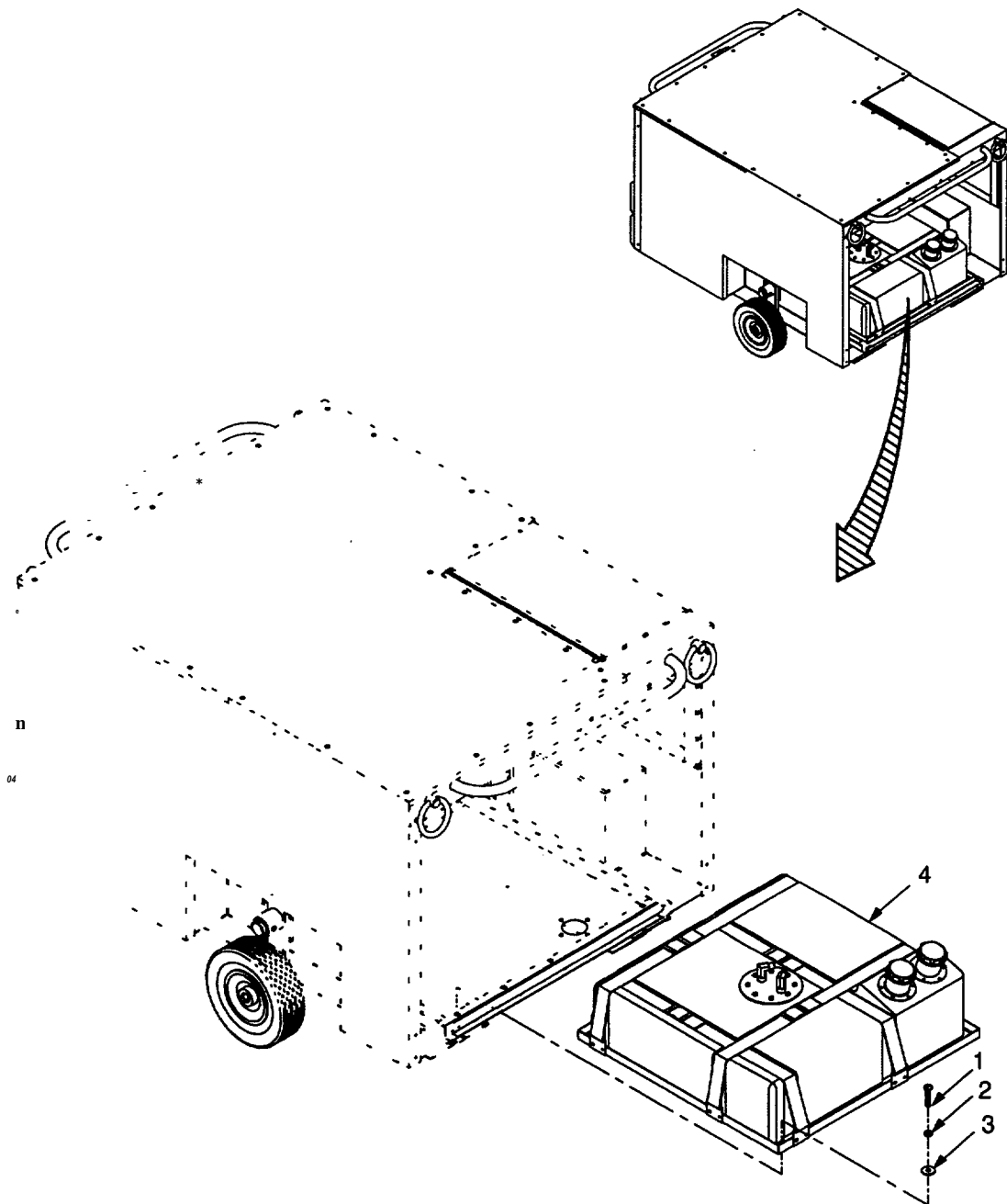


Figure 18. Fuel Tank Top Assembly(Sheet 1 of 3).



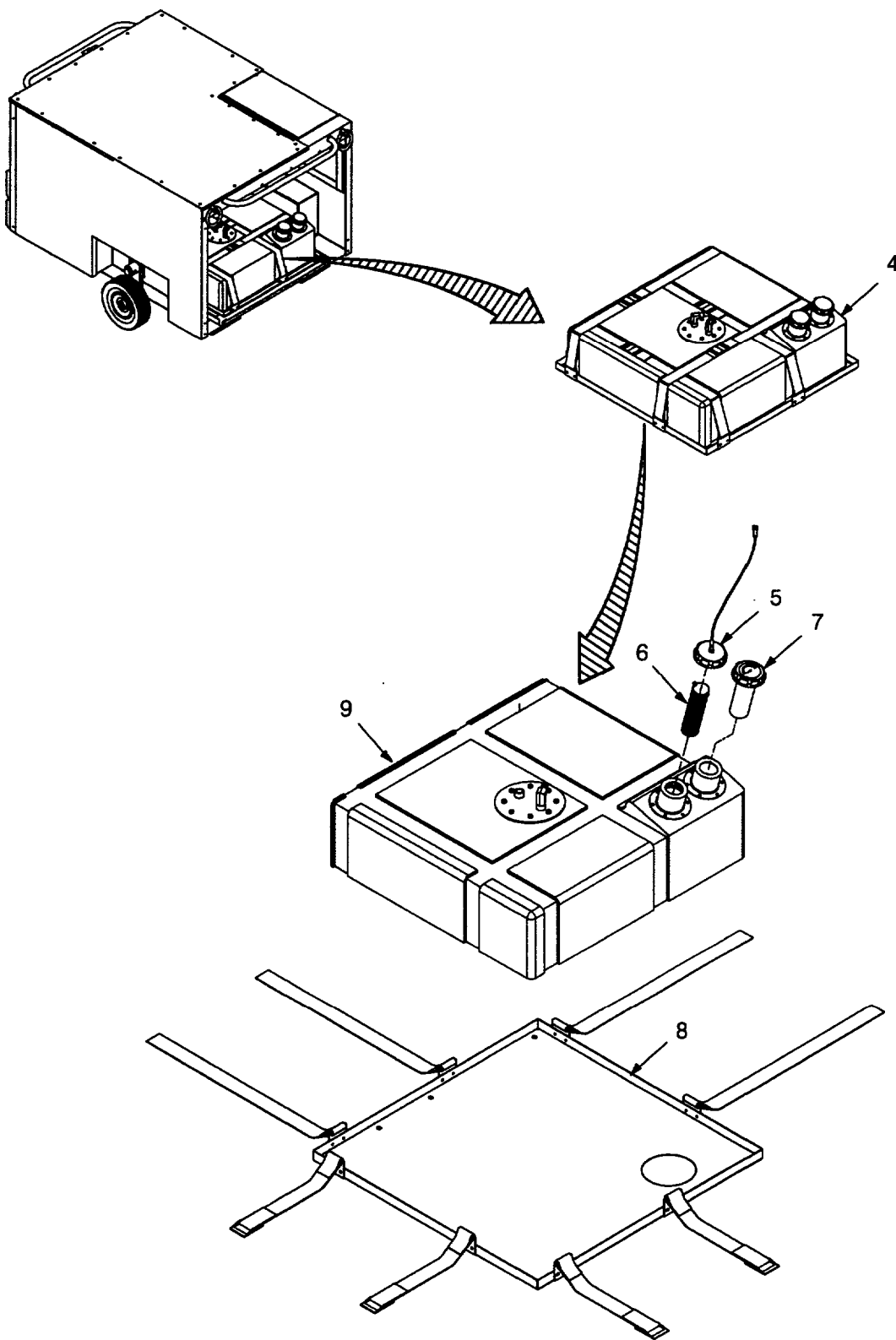


Figure 18. Fuel Tank Top Assembly (Sheet 2 of 3).

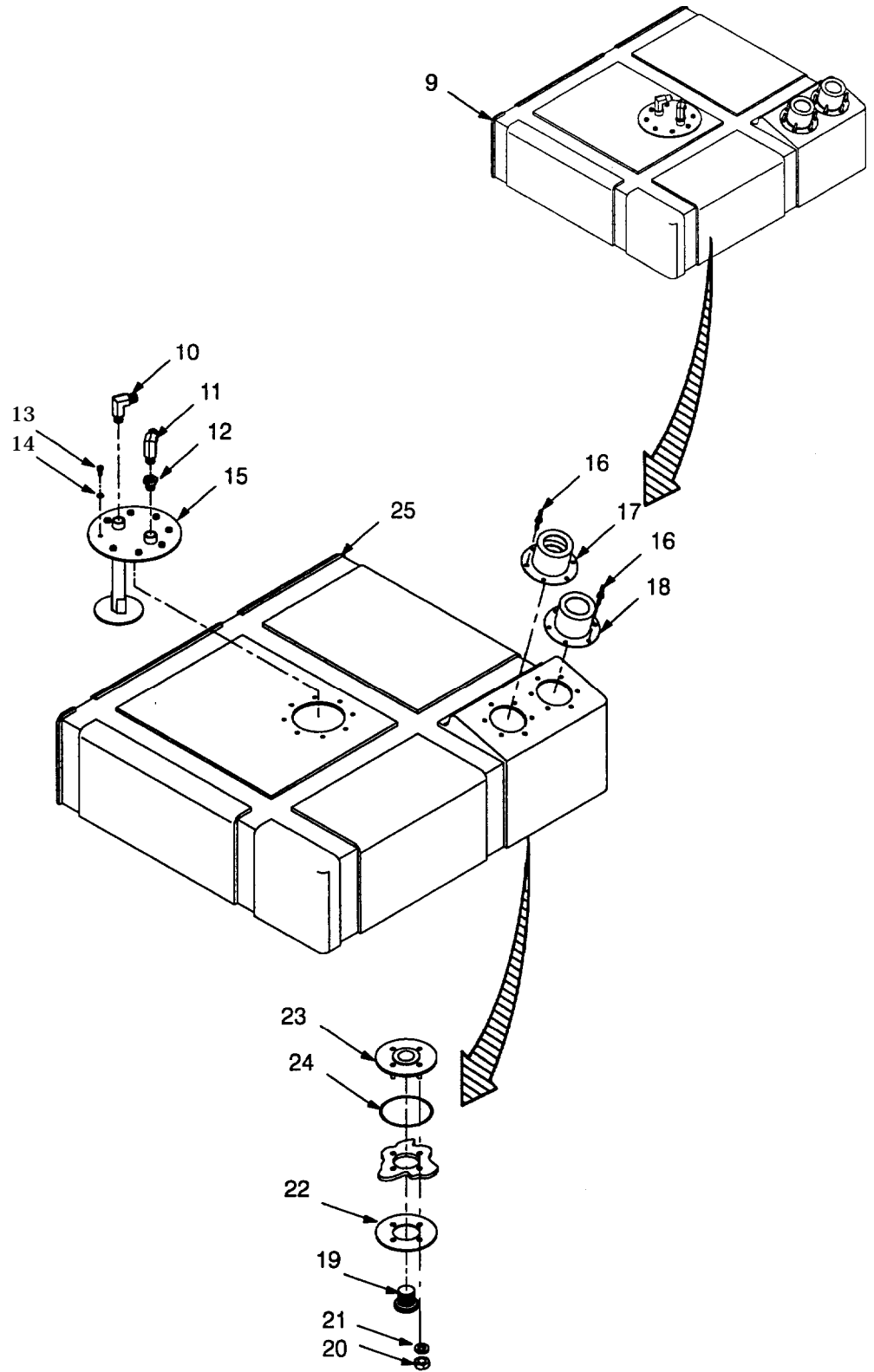


Figure 18. Fuel Tank Top Assembly (Sheet 3 of 3).

(1) ITEM NO.	(2) SMR CODE	(3) NSN	(4) CAGEC	(5) PART NUMBER	(6) DESCRIPTION AND USABLE ON CODE (UOC)	(7) QTY
GROUP 03 HOSE, TUBE AND TANK ASSEMBLIES						
FIG. 18. FUEL TANK TOP ASSEMBLY						
1	PAOZZ	5305-00-068-0502	96906	MS90725-6	SCREW,CAP,HEXAGON HEAD .....	8
2	PAOZZ	5310-00-582-5965	96906	MS35338-44	WASHER,LOCK .....	8
3	PAOZZ	5310-00-809-4058	96906	MS27183-10	WASHER,FLAT .....	8
4	A0000		90598	60380-100	TANK,FUEL ASSEMBLY .....	1
5	PAOZZ	5340-01-399-2018	90598	60023-100	.CAP,FILLER OPENING .....	1
INCLUDES ATTACHING CABLE						
6	PAOZZ	2910-01-399-4210	90598	60027-100	.FILTER ELEMENT,FLUID .....	1
7	PAOZZ	6680-01-399-1607	23224	200984	.GAGE ROD-CAP,LIQUID .....	1
8	XBOZZ		90598	60029-100	PAN ASSEMBLY,FUEL .....	3
9	PA000	2910-01-399-5522	90598	60390-100	.TANK,FUEL,ENGINE .....	1
10	PAOZZ	4730-00-254-6211	79470	49X4	..ELBOW,PIPE TO TUBE .....	1
11	PAOZZ	4730-00-902-8991	79470	49X6	..ELBOW,PIPE TO TUBE .....	1
12	PAOZZ		41947	A-631	..BUSHING,PIPE .....	1
13	PAOZZ	5305-00-059-7694	41947	MS35206-263	..SCREW,MACHINE .....	8
14	PAOZZ	5310-00-045-3296	96906	MS35338-43	..WASHER,LOCK .....	8
15	PXBOZZ		90598	60385-100	PLATE ASSEMBLY,MOUNT .....	1
16	XBOZZ		90598	60469-1	..ADAPTER,MALE SPACER .....	12
17	XBOZZ		90598	60477-100	..NECK,FILLER .....	1
18	XBOZZ		90598	60477-101	..NECK,FILLER .....	1
19	PAOZZ	4730-01-227-1954	87373	05HP-8	..PLUG,DRAIN .....	1
.750-16 SAE THREADS WITH O-RING P/N 711509-4						
20	PAOZZ	5310-00-877-5797	96906	MS21044N3	..NUT,SELF-LOCKING,HEAD .....	4
21	PAOZZ	5310-00-809-8546	96906	MS27183-8	..WASHER,FLAT .....	4
22	XBOZZ		90598	60462-1	..WASHER,RING .....	1
23	XBOZZ		90598	60463-100	..PORT,DRAIN .....	1
24	XBOZZ		81348	AS568-035	..PACKING,PREFORMED .....	1
25	XBOZZ		90598	60458-1	..TANK,FUEL .....	1
END OF FIGURE						

UNIT, DIRECT SUPPORT, AND GENERAL SUPPORT MAINTENANCE  
ARMY SPACE HEATER H-140  
FUEL DRAIN COVER  
REPAIR PARTS LIST

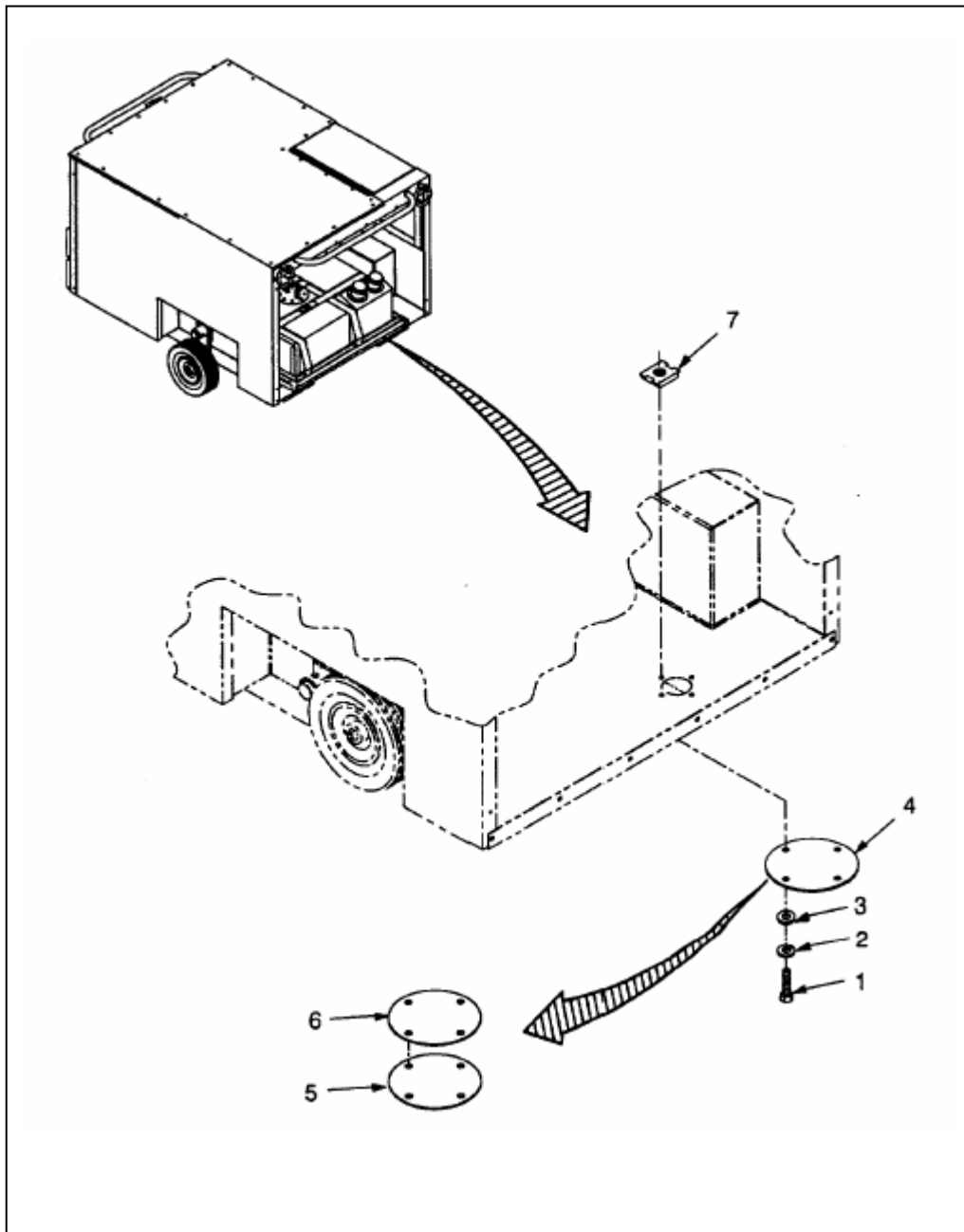


Figure 19. Fuel Drain Cover.

(1) ITEM NO.	(2) SMR CODE	(3) NSN	(4) CAGEC	(5) PART NUMBER	(6) DESCRIPTION AND USABLE ON CODE (UOC)	(7) QTY
					GROUP 03 HOSE, TUBE AND TANK ASSEMBLIES	
FIG. 19. FUEL DRAIN COVER						
1	PAOZZ	5305-00-068-0502	96906	MS90725-6	SCREW,CAP,HEXAGON HEAD .....	4
2	PAOZZ	5310-00-582-5965	96906	MS35338-44	WASHER,LOCK.....	4
3	PAOZZ	5310-00-809-4058	96906	MS27183-10	WASHER,FLAT .....	4
4	XB000		90598	60498-100	COVER,FUEL DRAIN.....	1
5	XBOZZ		90598	60498-1	.PLATE .....	1
6	PAOZZ		90598	60499-1	.GASKET .....	1
7	PAOZZ	5340-00-297-0312	78553	C7988-1420-3B	.RETAINER,NUT AND BOLT .....	4
END OF FIGURE						

UNIT, DIRECT SUPPORT, AND GENERAL SUPPORT MAINTENANCE  
 ARMY SPACE HEATER H-140  
 CIRCULATING AIR FAN/FUEL PUMP/MOTOR ASSEMBLY  
 REPAIR PARTS LIST

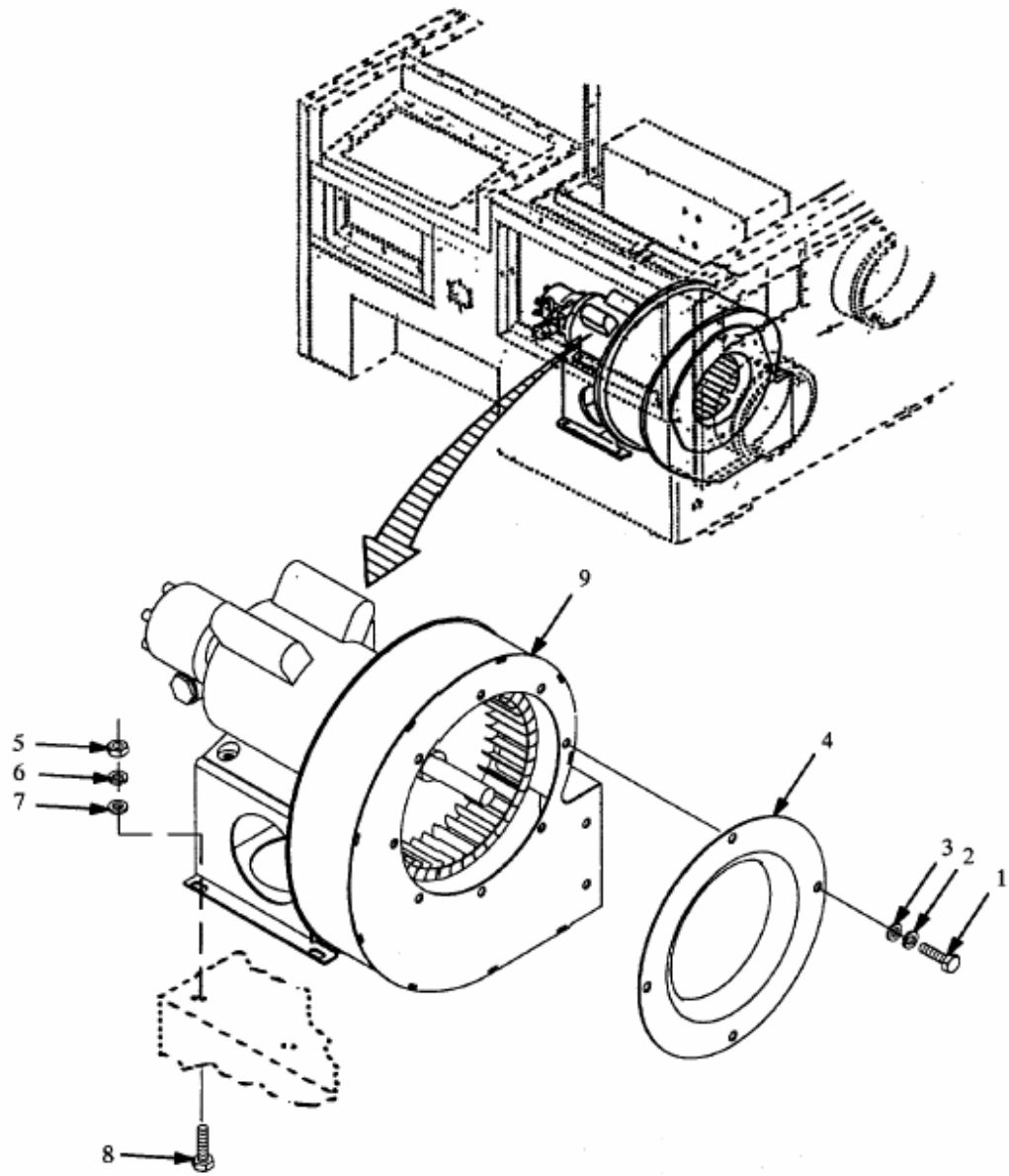


Figure 20. Circulating Air Fan/Fuel Pump/Motor Assembly.

(1) ITEM NO.	(2) SMR CODE	(3) NSN	(4) CAGEC	(5) PART NUMBER	(6) DESCRIPTION AND USABLE ON CODE (UOC)	(7) QTY
GROUP 04 CIRCULATING AIR FAN/PUMP/ MOTOR ASSEMBLY						
FIG. 20. CIRCULATING AIR FAN/FUEL PUMP/ MOTOR ASSEMBLY						
1	PAOZZ	5305-00-068-0502	96906	MS90725-6	SCREW,CAP,HEXAGON HEAD .....	4
2	PAOZZ	5310-00-582-5965	96906	MS35338-44	WASHER,LOCK.....	4
3	PAOZZ	5310-00-982-6580	96906	MS27183-10	WASHER,FLAT .....	4
4	XBOZZ		90598	60503-1	INLET CONE .....	1
5	PAFZZ	5310-00-768-0321	96906	MS51971-5	NUT,PLAIN,HEXAGON .....	4
6	PAFZZ	5310-00-407-9566	96906	MS35338-45	WASHER,LOCK.....	4
7	PAFZZ	5310-00-081-4219	96906	MS27183-12	WASHER,FLAT .....	4
8	PAFZZ	5306-00-225-8498	96906	MS90725-33	BOLT,MACHINE .....	4
9	XBOFF		90598	60280-100	MOTOR AND PUMP ASSEMBLY .....	1
END OF FIGURE						

UNIT, DIRECT SUPPORT, AND GENERAL SUPPORT MAINTENANCE

ARMY SPACE HEATER II-140

CIRCULATING AIR FAN/FUEL PUMP/MOTOR ASSEMBLY

REPAIR PARTS LIST

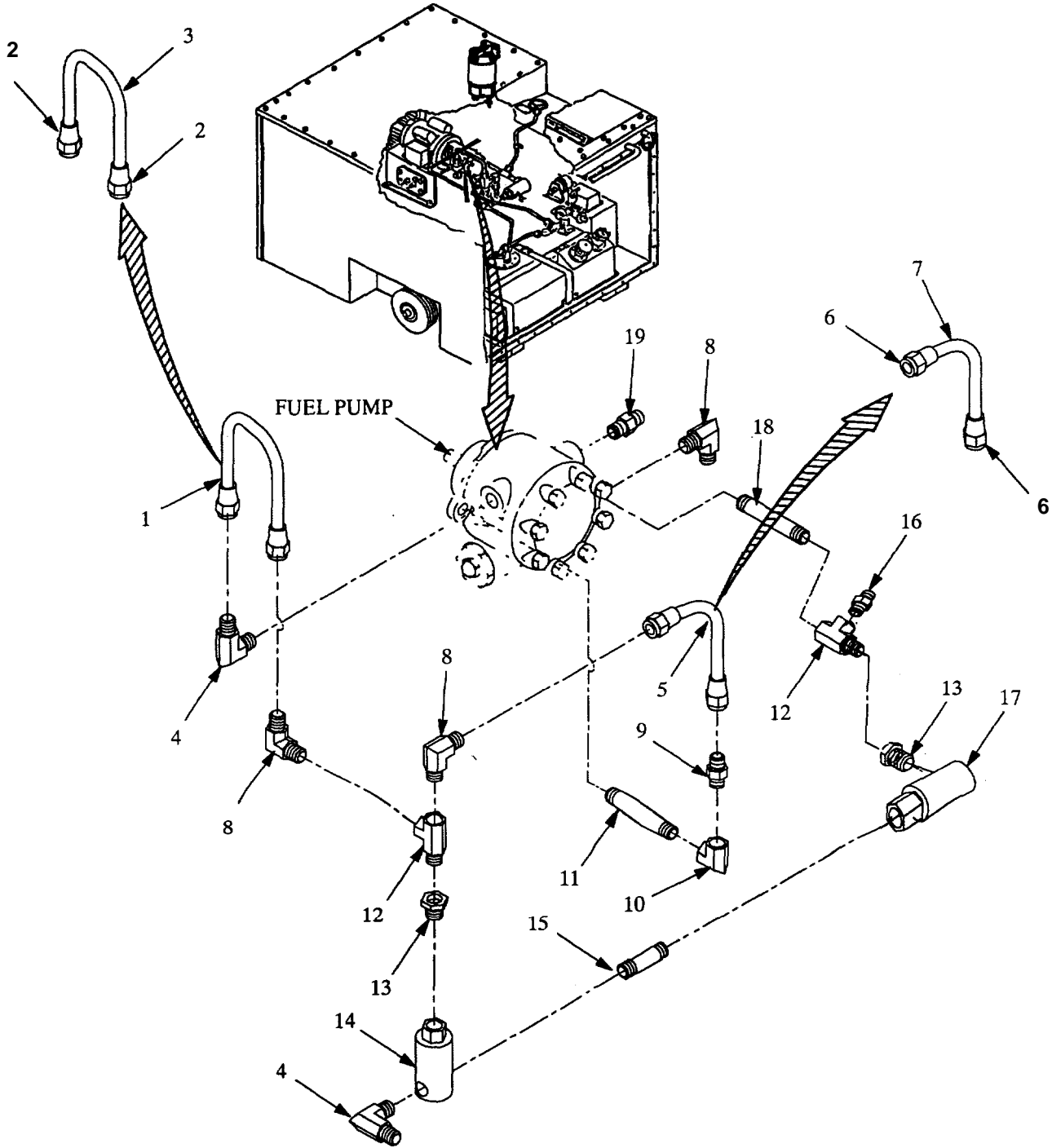


Figure 21. Fuel Solenoid Valves, Fittings and Tube Assemblies.



(1) ITEM NO.	(2) SMR CODE	(3) NSN	(4) CAGEC	(5) PART NUMBER	(6) DESCRIPTION AND USABLE ON CODE (UOC)	(7) QTY
GROUP 04 CIRCULATING AIR FAN/PUMP/ MOTOR ASSEMBLY						
FIG. 21. FUEL SOLENOID VALVES, FITTINGS AND TUBE ASSEMBLIES						
1	XB000		90598	60755-100	.TUBE ASSEMBLY .....	1
2	PAOZZ	4730-00-011-8537	79470	41X4	..NUT,TUBE COUPLING .....	2
3	MOOZZ		90598	60755-1	..TUBE,METALLIC .....	1
MAKE FROM P/N ASTM B280-83,.250DX.030W, CAGEC 81346,CUT TO 11.12 INCHES						
4	PAOZZ	4730-00-366-3011	79470	49X4X4	.ELBOW,PIPE TO PIPE .....	2
5	XB000		90598	60756-100	.TUBE ASSEMBLY .....	1
6	PAOZZ	4730-00-011-8537	79470	41X4	..NUT,TUBE COUPLING .....	2
7	MOOZZ		90598	60756-1	TUBE,METALLIC .....	1
MAKE FROM P/N ASTM B280-83,.2500DX .030W,CAGEC 81346,CUT TO 5.00 INCHES						
8	PAOZZ	4730-00-278-3848	79470	49X4	.ELBOW,PIPE TO PIPE .....	3
9	PAOZZ	4730-00-288-9938	79470	48X4	.ADAPTER,STRAIGHT,PIPE .....	1
10	PAOZZ	4730-00-287-1603	79470	3500X2	.ELBOW,PIPE .....	1
11	PAOZZ		90598	60474-9	.NIPPLE,PIPE .....	1
12	PAOZZ	4730-00-263-2733	79470	3750X2	.TEE,PIPE .....	2
13	PAOZZ	4730-00-828-0171	79470	3220X4X2	.BUSHING,PIPE .....	2
14	PAOZZ	4810-01-290-4925	73212	3X290	.VALVE,SOLENOID .....	1
15	PAOZZ	4730-00-222-1837	79470	3326X4	.NIPPLE,PIPE .....	1
16	PAOZZ	4730-00-266-0531	79470	48X3	.ADAPTER,STRAIGHT,PIPE .....	1
17	PAOZZ	4810-01-291-9533	73212	6X409	.VALVE,SOLENOID .....	1
18	PAOZZ	4730-00-193-2707	79470	3327X2	.NIPPLE,PIPE .....	1
19	PAOZZ	4730-00-266-0533	79470	48X4X4	.ADAPTER,STRAIGHT,PIPE .....	1
END OF FIGURE						



(1) ITEM NO.	(2) SMR CODE	(3) NSN	(4) CAGEC	(5) PART NUMBER	(6) DESCRIPTION AND USABLE ON CODE (UOC)	(7) QTY
GROUP 04 CIRCULATING AIR FAN/PUMP/ MOTOR ASSEMBLY						
FIG. 22. FUEL FILTER, FITTINGS AND TUBE ASSEMBLIES						
1	PAOZZ	5975-01-050-7785	96906	MS3368-4-4D	..STRAP,TIEDOWN .....	1
2	PAOZZ		90598	60763-1	..TUBE ASSEMBLY .....	1
3	PAOZZ	4730-00-366-3011	79470	49X4X4	..ELBOW,PIPE TO PIPE .....	1
4	XB000		90598	60758-100	..TUBE ASSEMBLY .....	1
5	PAOZZ	4730-00-011-8539	79470	41X6	..NUT,TUBE COUPLING .....	2
6	MOOZZ		90598	60758-1	..TUBE,METALLIC..... MAKE FROM P/N ASTM B280-83,.3750DX.032 WALL,CAGEC 81346,CUT TO 38.10 INCHES	1
7	PAOZZ	4730-00-902-8991	79704	49X6	..ELBOW,PIPE TO TUBE .....	1
8	PAOZZ	4730-00-012-7951	79470	3152X4	..PLUG,PIPE .....	1
9	PAOZZ	5310-00-998-0608	96906	MS35692-61	..NUT,PLAIN,HEXAGON .....	2
10	PAOZZ	5310-00-407-9566	96906	MS35338-45	..WASHER,LOCK .....	4
11	PAOZZ	5310-00-081-4219	96906	MS27183-12	..WASHER,FLAT .....	2
12	PAOZZ	5306-00-226-4835	96906	MS90725-42	..BOLT,MACHINE .....	2
13	XBOZZ		90598	60808-100	..PLATE,MOUNTING,FUEL FILTER .....	1
14	PA000	2910-01-434-0828	55752	230R	..FILTER,FLUID .....	1
15	PAOZZ	4820-01-474-6910	55752	RK30476	..DISC,VALVE..... KNOB,DRAIN .....	1
16	XBOZZ	5365-01-433-8952	55752	RK20022	..PLUG,MACHINE THREAD .....	1
17	XBOZZ		55752	RK22350-02	..BOWEL,SEDIMENT,FUEL.....	1
18	PAOZZ	5331-01-360-0944	55752	RK22244	..O-RING .....	1
19	PAOZZ		55752	R2OP	REPLACE O-RING WHEN REPLACING ITEM 19 ..FILTER ELEMENT,FLUID .....	1
20	PAOZZ	5340-01-455-1129	55752	RK20179	230R, 30 MIC. REPLACEMENT ELEMENT ..PLUG,VENT.....	1
21	PAOZZ	4820-01-396-0881	55752	RK20011	..BALL,CHECK .....	1
22	PAOZZ	4310-01-275-9294	<b>55752</b>	RK20025	..PART KIT,SEPARATOR .....	1
23	XBOZZ		55752	RK20046	PUMP,PRIMER ASSEMBLY .....	1
					..HEAD ASSEMBLY .....	1
END OF FIGURE						

UNIT, DIRECT SUPPORT, AND GENERAL SUPPORT MAINTENANCE  
 ARMY SPACE HEATER H-140  
 BLOWER WHEEL, FAN SCROLL AND BASE  
 REPAIR PARTS LIST

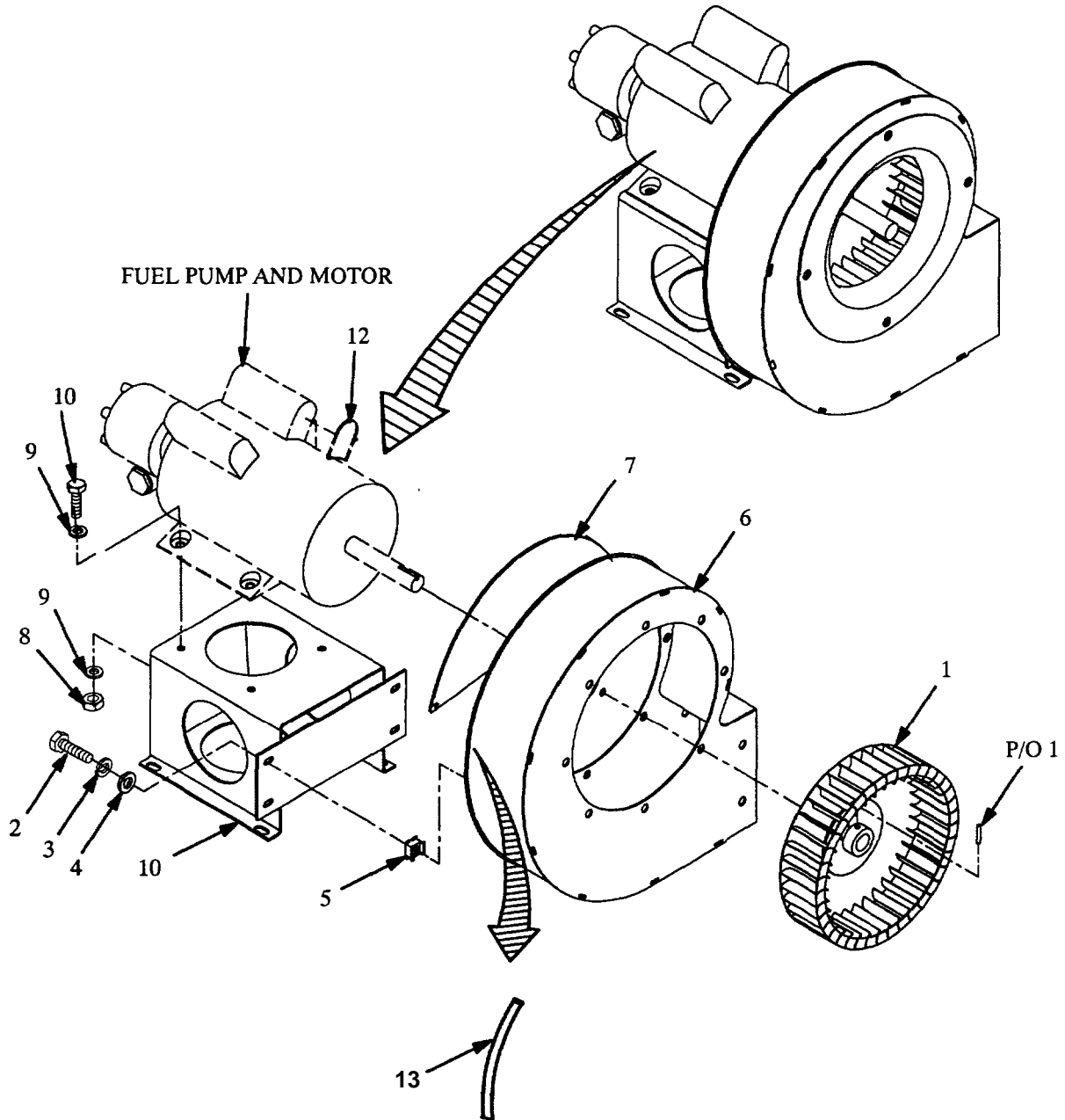


Figure 23. Blower Wheel, Fan Scroll and Base.

(1) ITEM SMR NO.	(2) CODE	(3) NSN	(4) CAGEC NUMBER	(5) PART NUMBER	(6) DESCRIPTION AND USABLE ON CODE (UOC)	(7) QTY
GROUP 04 CIRCULATING AIR FAN/PUMP/ MOTOR ASSEMBLY						
FIG. 23. BLOWER WHEEL, FAN SCROLL AND BASE						
1	XBFZZ		90598	60550-1	.BLOWER WHEEL ..... INCLUDES TWO SETSCREWS (SHORTER 5/16 X 18 X 5/16 ABOVE KEYWAY AND LONGER 5/16 X 18 X 3/8 ON SIDE)	1
2	PAFZZ	5305-00-068-0502	96906	MS90725-6	.SCREW,CAP,HEXAGON HEAD .....	4
3	PAFZZ	5310-00-582-5965	96906	MS35338-44	.WASHER,LOCK .....	4
4	PAFZZ	5310-00-809-4058	96906	MS27183-10	.WASHER,FLAT .....	8
5	PAFZZ	5340-00-297-0312	78553	C7988-1420-3B	.RETAINER,NUT AND BOLT .....	4
6	XBFZZ		90598	60501-100	.FAN SCROLL .....	1
7	MFFZZ		90598	60873-1	.INSULATION .....	1
						MAKE FROM P/N ENSOLITE TYPE MLC, CAGEC 00333,CUT TO FIT
8	PAFZZ	5310-00-984-3806	96906	MS51922-9	.NUT,SELF-LOCKING,HEAD .....	4
9	PAFZZ	5310-00-625-5756	96906	MS15795-812	.WASHER,FLAT .....	8
10	PAFZZ	5306-00-225-9088	96906	MS90725-33	.BOLT,MACHINE .....	4
11	XBFZZ		90598	60504-100	.BASE,MOTOR MOUNT .....	4
12	MFFZZ		90598	60873-2	.INSULATION.....	2
						MAKE FROM P/N ENSOLITE TYPE MLC, CAGEC 00333,CUT TO FIT
13	MFFZZ		90598	60280-46	.GROMMET,NONMETALLIC .....	1
						MAKE FROM P/N MS21266-2N,CAGEC 96906,CUT TO 10 INCHES
END OF FIGURE						

UNIT, DIRECT SUPPORT, AND GENERAL SUPPORT MAINTENANCE  
 ARMY SPACE HEATER H-140  
 FUEL PUMP AND VENT BLOWER MOTOR  
 REPAIR PARTS LIST

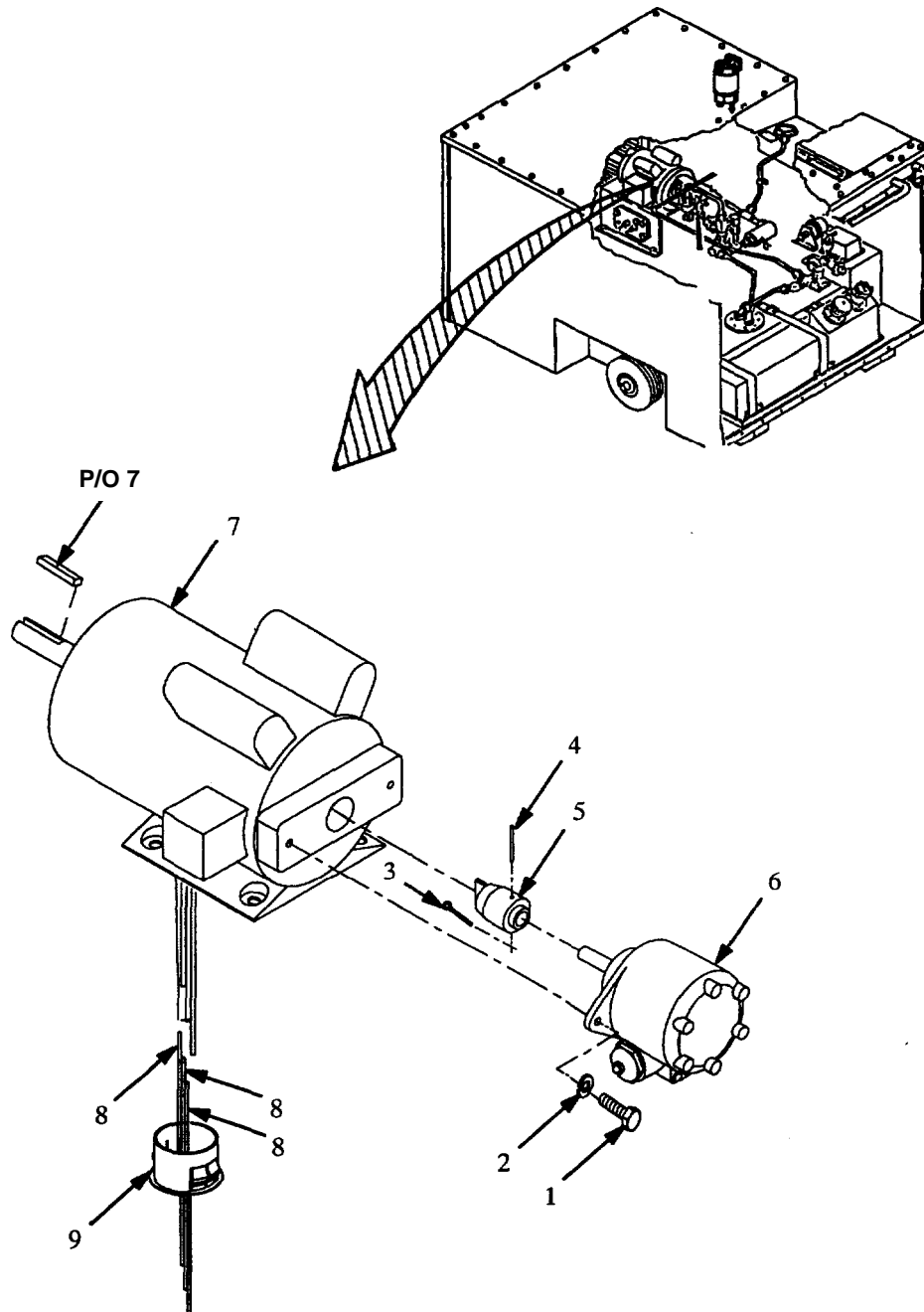


Figure 24. Fuel Pump and Vent Blower Motor.

(1) ITEM NO.	(2) SMR CODE	(3) NSN	(4) CAGEC	(5) PART NUMBER	(6) DESCRIPTION AND USABLE ON CODE (UOC)	(7) QTY
GROUP 04 CIRCULATING AIR FAN/PUMP/ MOTOR ASSEMBLY						
FIG. 24. FUEL PUMP AND VENT BLOWER MOTOR						
1	PAFZZ	5305-00-269-3213	96906	MS90725-62	.SCREW,CAP,HEXAGON .....	2
2	PAFZZ	5310-01-315-3803	96906	MS35338-46	.WASHER,LOCK .....	2
* 3	PAFZZ	5315-00-187-9528	96906	MS24665-142	.PIN,COTTER .....	1
* 4	PAFZZ	5315-01-302-9982	96906	MS171566	(PART OF KIT P/N 60883-100) .PIN,SPRING .....	1
* 5	XBFZZ	3010-01-482-1577	90598	60634-1	(PART OF KIT P/N 60883-100) .COUPLING,FUEL.....	1
6	PAFZZ	4320-01-299-0460	1Y370	J6BC-325-3	(PART OF KIT P/N 60883-100) .PUMP,ROTARY .....	1
7	PAFZZ	6105-01-398-7369	56065	C6P17DB9A	.MOTOR,ALTERNATING CURRENT .....	1
8	MOOZZ		90598	60306-21	INCLUDES KEY .19 X .19 X 3.0L, P/N 006002.10, CAGEC 56065 .WIRE,LEAD .....	3
9	PAOZZ		13764	22AF0875	MAKE FROM P/N MIL-W-22759/16-16-6, CAGEC 81349,24.0 INCH .BUSHING,ADJUSTABLE .....	1
* 10	KTFZZ		90598	60883-100	KIT, COUPLING, PUMP ROTARY .....	1
						(NOT SHOWN)(INCLUDES ITEMS 3,4 AND 5)
END OF FIGURE						





UNIT, DIRECT SUPPORT, AND GENERAL SUPPORT MAINTENANCE  
 ARMY SPACE HEATER H-140  
 COMBUSTION AIR FAN AND MOUNT ASSEMBLY  
 REPAIR PARTS LIST

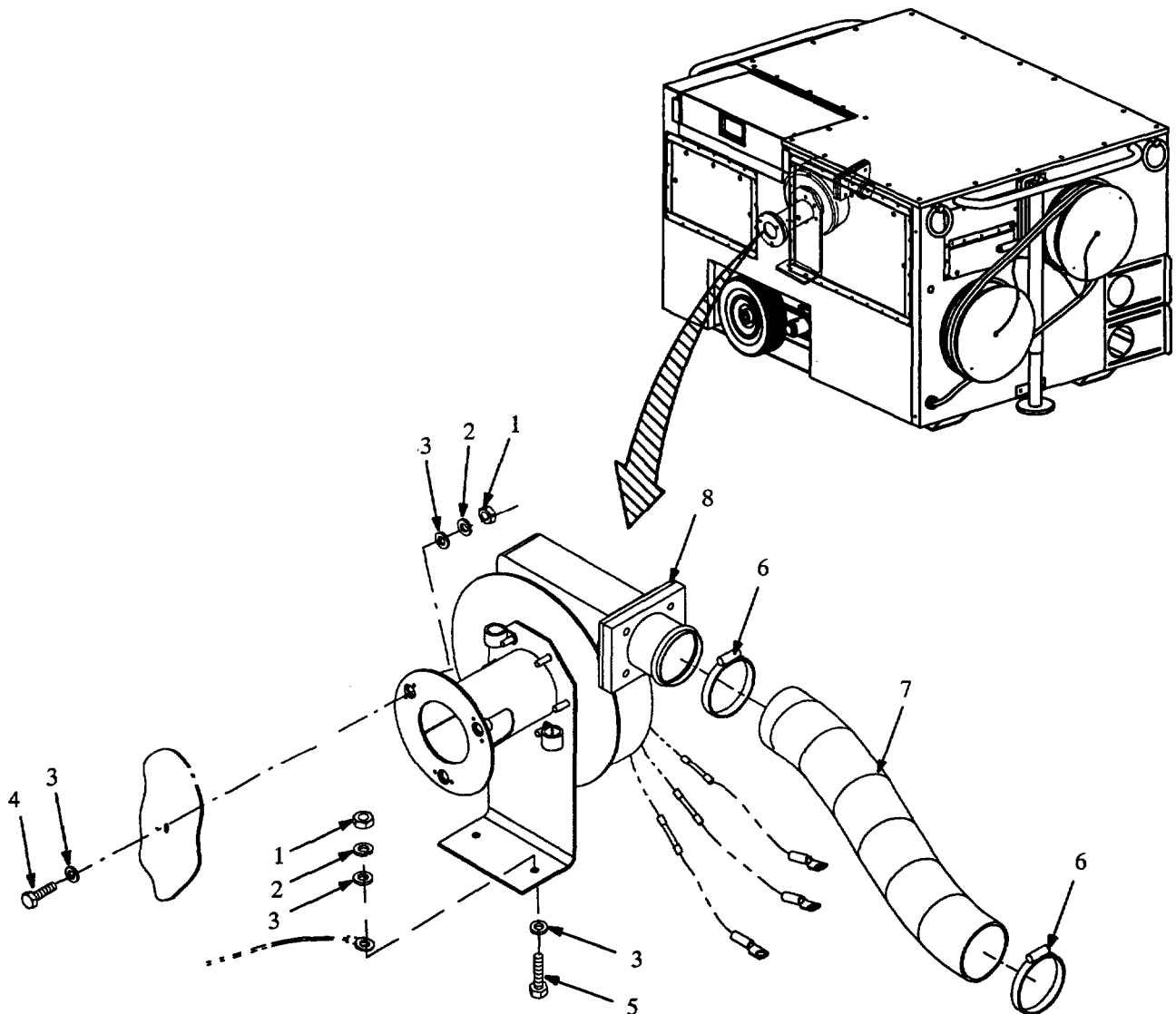


Figure 25. Combustion Air Fan and Mount Assembly (Sheet 1 of 2).



(1) ITEM NO.	(2) SMR CODE	(3) NSN	(4) CAGEC	(5) PART NUMBER	(6) DESCRIPTION AND USABLE ON CODE (UOC)	(7) QTY
GROUP 05 HOSE, FAN AND MOUNT ASSEMBLY						
FIG. 25. COMBUSTION AIR FAN AND MOUNT ASSEMBLY						
1	PAOZZ	5310-00-767-0445	96906	MS51971-2	NUT,PLAIN,HEXAGON.....	5
2	PAOZZ	5310-00-582-5965	96906	MS35338-44	WASHER,LOCK.....	5
3	PAOZZ	5310-00-809-4058	96906	MS27183-10	WASHER,FLAT.....	10
4	PAOZZ	5305-00-071-2505	80204	MS90725-10	SCREW,CAP,HEXAGON HEAD.....	3
5	PAOZZ	5305-00-068-0502	96906	MS90725-6	SCREW,CAP,HEXAGON HEAD.....	2
6	PAOZZ	4730-00-908-6292	96906	MS35842-14	CLAMP,HOSE.....	2
7	MOOZZ		90598	60593-1	HOSE,NONMETALLIC.....	1
					MAKE FROM P/N 5510K23,CAGEC 39428, CUT TO 30.00 INCHES	
8	XB000		90598	60270-100	FAN AND MOUNT COMBUSTION.....	1
9	PAOZZ	5310-00-767-0445	96906	MS51971-2	.NUT,PLAIN,HEXAGON.....	10
10	PAOZZ	5310-00-582-5965	96906	MS35338-44	.WASHER,LOCK.....	10
11	PAOZZ	5310-00-809-4058	96906	MS27183-10	.WASHER,FLAT.....	14
12	PAOZZ	5340-00-702-2848	96906	MS21333-128	.CLAMP,LOOP.....	1
13	PAOZZ	5340-00-067-3868	96906	MS21333-109	.CLAMP,LOOP.....	1
14	XBOZZ		90598	60269-100	.BRACKET,FAN MOUNT.....	1
15	PAOZZ		90598	60584-1	.GASKET.....	1
16	PAOZZ	5305-00-068-0502	96906	MS90725-6	SCREW,CAP,HEXAGON HEAD.....	4
17	XBOZZ		90598	60592-100	.ADAPTER,COMBUSTION.....	1
18	PAOZZ		90598	60588-1	.GASKET.....	1
					MAKE FROM P/N MIL-R-6855CL1GR50, CAGEC 81349,CUT TO FIT	
19	MOOZZ		90598	60306-36	.WIRE,LEAD,ELECTRICAL.....	1
20	PAOZZ	5940-00-143-4774	96906	MS25036-153	..TERMINAL,LUG.....	1
21	PAOZZ	5940-01-232-8636	81349	M7928/6-4	..SPLICE,CONDUCTOR.....	1
22	MOOZZ		90598	60306-2	..WIRE, ELECTRICAL.....	1
					MAKE FROM P/N M5086/1-16-9,CAGEC 81349, CUT TO LENGTH	
23	MOOZZ		90598	60306-37	.WIRE,LEAD,ELECTRICAL.....	1
24	PAOZZ	5940-00-143-4774	96906	MS25036-153	..TERMINAL,LUG.....	1
25	PAOZZ	5940-01-232-8636	81349	M7928/6-4	..SPLICE,CONDUCTOR.....	1
26	MOOZZ		90598	60306-2	..WIRE,ELECTRICAL.....	1
					MAKE FROM P/N M5086/1-16-9,CAGEC 81349, CUT TO LENGTH	
27	MOOZZ		90598	60306-38	.WIRE,LEAD,ELECTRICAL.....	1
28	PAOZZ	5940-00-143-4774	96906	MS25036-153	..TERMINAL,LUG.....	1
29	PAOZZ	5940-01-232-8636	81349	M7928/6-4	..SPLICE,CONDUCTOR.....	1
30	MOOZZ		90598	60306-2	..WIRE,ELECTRICAL.....	1
					MAKE FROM P/N M5086/1-16-9,CAGEC 81349, CUT TO LENGTH	
31	XBOZZ		90598	60580-1	.FAN ASSEMBLY.....	1
END OF FIGURE						

UNIT, DIRECT SUPPORT, AND GENERAL SUPPORT MAINTENANCE  
ARMY SPACE HEATER H-140  
HEAT EXCHANGER  
REPAIR PARTS LIST

---

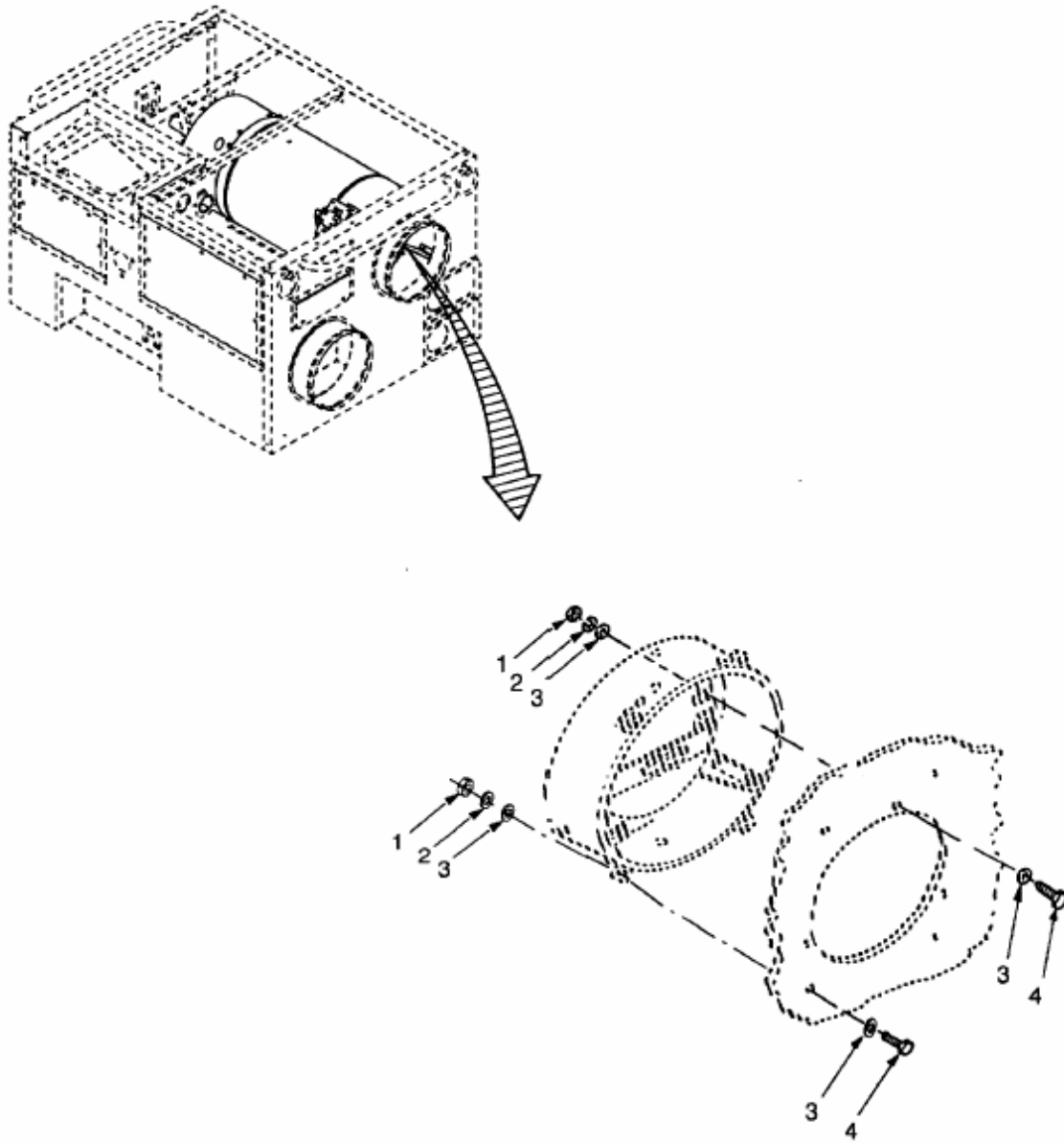


Figure 26. Heat Exchnager (Sheet 1 of 3).

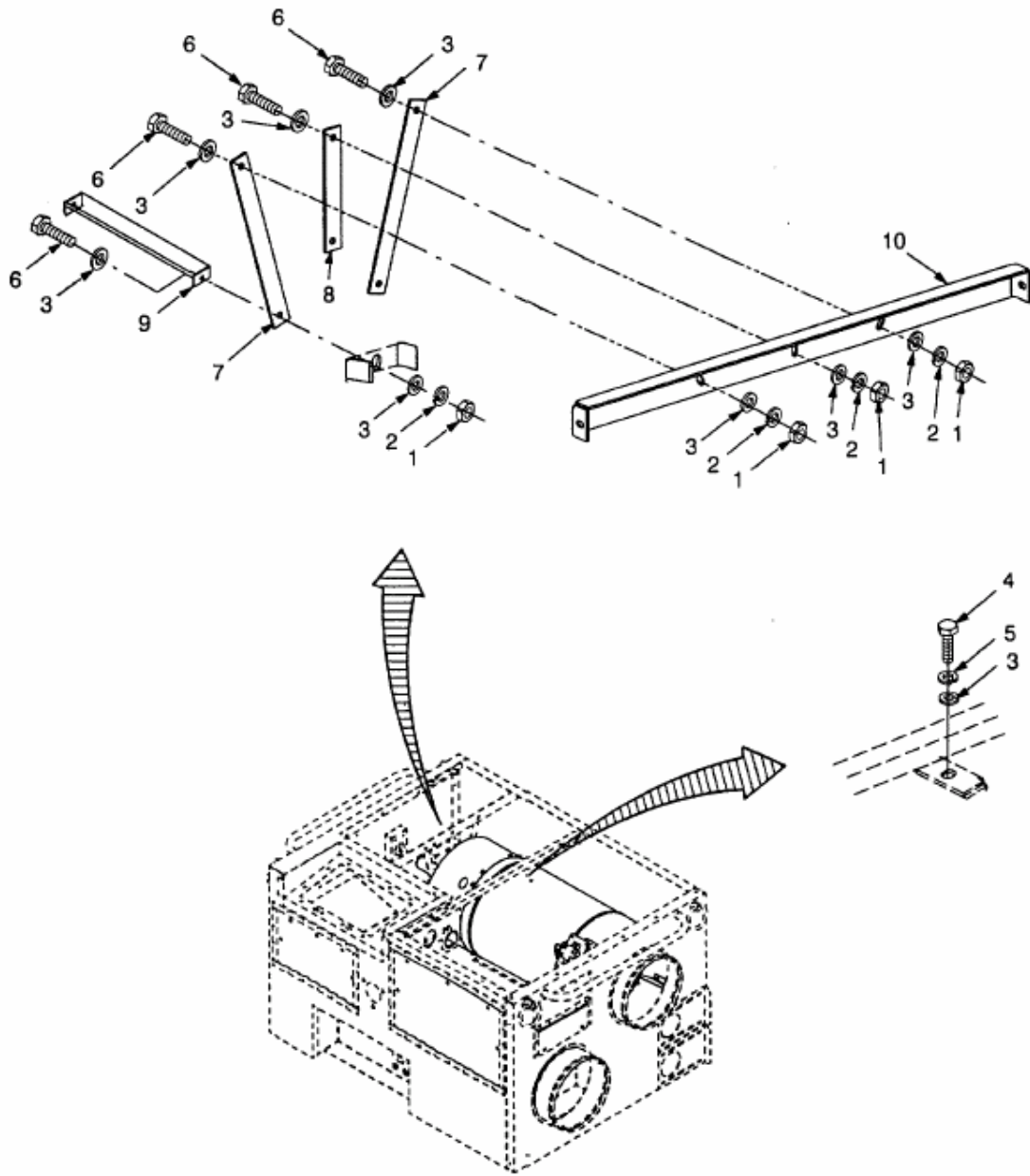


Figure 26. Heat Exchanger (Sheet 2 of 3).

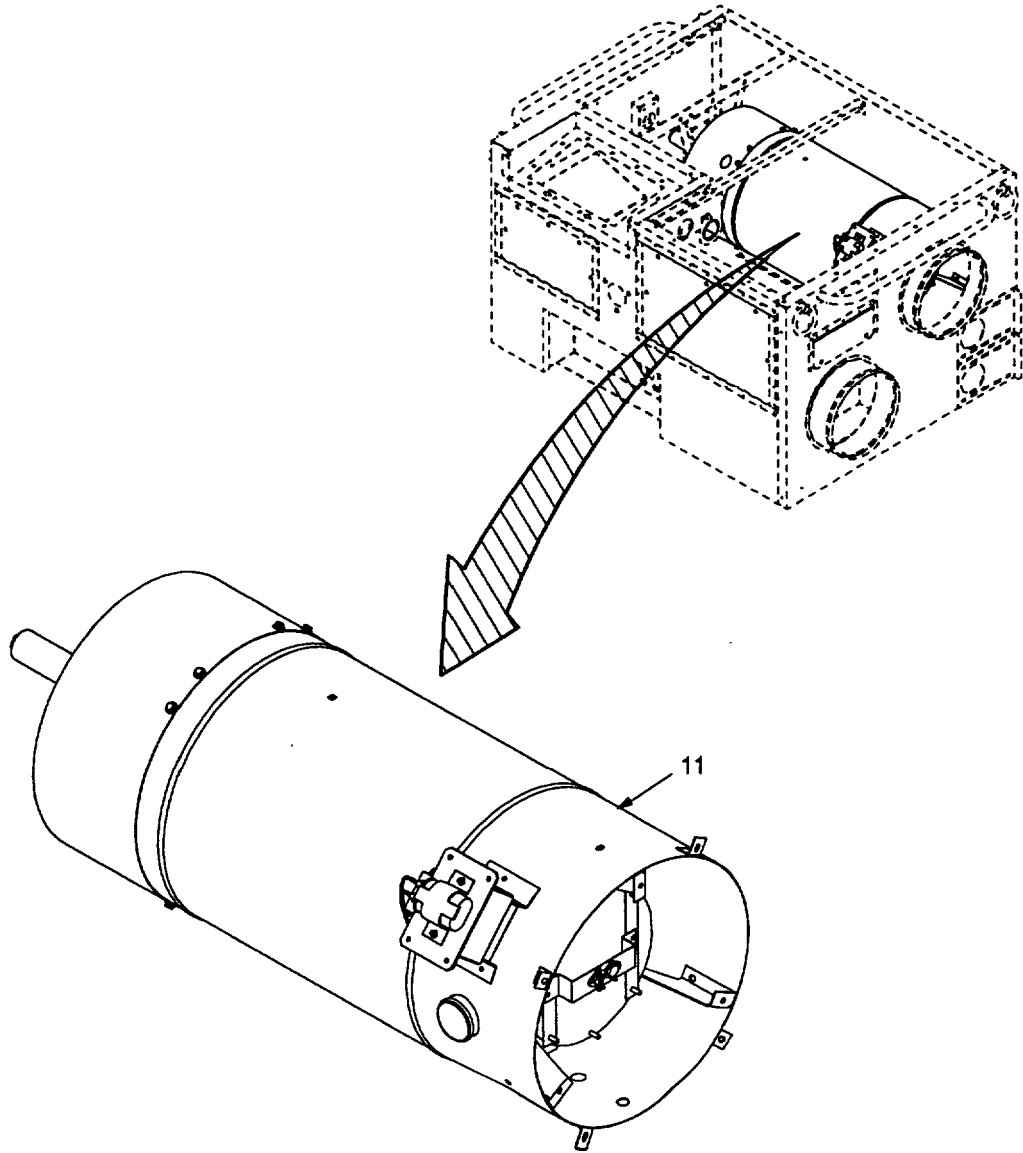


Figure 26. Heat Exchanger (Sheet 3 of 3).

(1) ITEM NO.	(2) SMR CODE	(3) NSN	(4) CAGEC	(5) PART NUMBER	(6) DESCRIPTION AND USABLE ON CODE (UOC)	(7) QTY
GROUP 06 HEAT EXCHANGER ASSEMBLY						
FIG. 26. HEAT EXCHANGER ASSEMBLY						
1	PAFZZ	5310-00-761-6882	96906	MS51971-2	NUT,PLAIN,HEXAGON .....	15
2	PAFZZ	5310-00-933-8121	96906	MS35338-44	WASHER,LOCK .....	16
3	PAFZZ	5310-00-582-5677	96906	MS27183-10	WASHER,FLAT .....	23
4	PAFZZ	5305-00-068-0508	96906	MS90725-6	SCREW,CAP HEXAGON HEAD .....	10
5	PAFZZ	5310-00-809-8546	96906	MS27183-52	WASHER,FLAT .....	1
6	PAFZZ	5305-00-071-2505	96906	MS90725-8	SCREW,CAP HEXAGON HEAD .....	6
7	XBFZZ		1VOA4	77014-0033-2	BRACKET,HEAT EXCHANGER .....	2
8	XBFZZ		1VOA4	77014-0033-1	BRACKET,HEAT EXCHANGER .....	1
9	XBFZZ		1VOA4	77014-0034	BRACKET,HEAT EXCHANGER .....	3
10	XBFZZ		90598	60642-2	SUPPORT,HEAT EXCHANGER .....	1
11	XBFFF		90598	60290-100	HEAT EXCHANGER ASSEMBLY .....	1
END OF FIGURE						

UNIT, DIRECT SUPPORT, AND GENERAL SUPPORT MAINTENANCE

ARMY SPACE HEATER H-140

THERMOSTAT ASSEMBLY AND COVER PLATE

REPAIR PARTS LIST

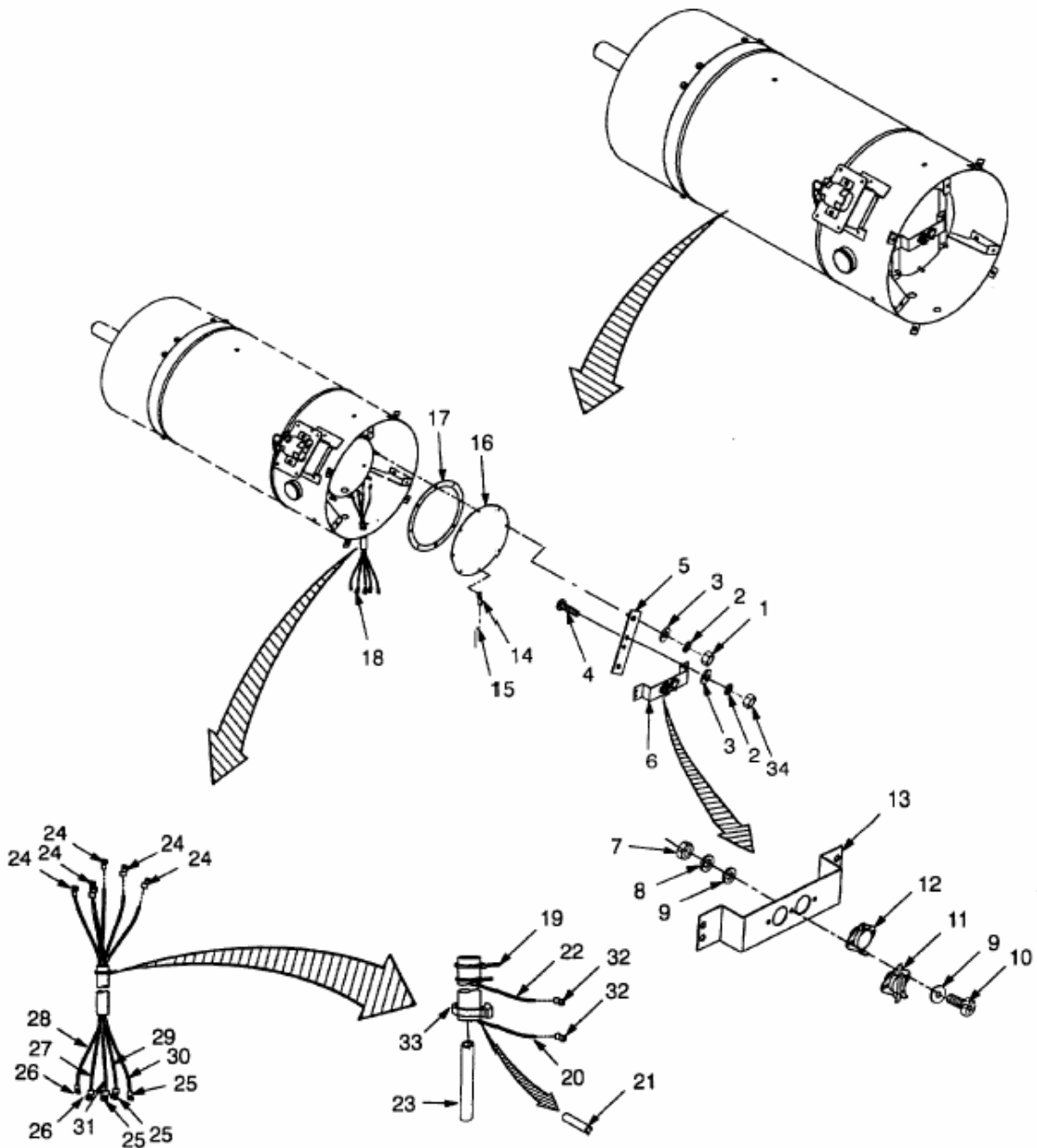


Figure 27. Thermostat Assembly and Cover Plate.



(1) ITEM NO.	(2) SMR CODE QTY	(3) NSN	(4) CAGEC	(5) PART NUMBER	(6) DESCRIPTION AND USABLE ON CODE (UOC)	(7)
GROUP 06 HEAT EXCHANGER ASSEMBLY						
FIG. 27. THERMOSTAT ASSEMBLY AND COVER PLATE						
1	PAOZZ	5310-00-855-1102	96906	MS35649-2255	.NUT,PLAIN,HEXAGON .....	8
2	PAOZZ	5310-01-422-3905	96906	MS35338-139	.WASHER,LOCK .....	10
3	PAOZZ	5310-00-582-5677	96906	MS15795-810	.WASHER,FLAT .....	10
4	PAOZZ		1V0A4	72708	.SCREW,COUNTER SUNK HEAD .....	2
5	XBOZZ		1V0A4	77014-0044	.BRACKET,THERMOSTAT .....	2
6	A0000		90598	60277-100	.THERMOSTAT ASSEMBLY .....	1
7	PAOZZ	5310-00-934-9757	96906	MS35649-282	..NUT,PLAIN,HEXAGON .....	3
8	PAOZZ	5310-00-045-3299	96906	MS35338-142	..WASHER,LOCK .....	3
9	PAOZZ	5310-00-880-5978	96906	MS15795-807	..WASHER,FLAT .....	6
10	PAOZZ	5305-00-984-6193	96906	MS35206-245	..SCREW,MACHINE .....	3
11	PAOZZ		14859	20601 L8-276	..SWITCH,THERMOSTATIC,LOW TEMPERATURE	1
12	PAOZZ		14859	20600D39-153	..SWITCH,THERMOSTATIC,HIGH TEMPERATURE	1
13	XBOZZ		90598	60531-1	..BRACKET,THERMOSTAT .....	1
14	PAOZZ	5940-00-115-2674	96906	MS20659-108	.TERMINAL LUG .....	1
15	MOOZZ		90598	60290-40	.WIRE,BRAIDED .....	1
16	XB000		1V0A4	77014-0055	.PLATE,COVER .....	1
17	PAOZZ		1V0A4	77014-0053	..GASKET .....	1
18	XB000		90598	60440-101	.WIRING HARNESS .....	1
19	PAOZZ	5975-00-007-2072	96906	MS3367-1-9	..STRAP,TIEDOWN,ELECTRICAL .....	2
20	MOOZZ		90598	60440-8	..WIRE,BRAIDED .....	1
21	PAOZZ		96906	8031K21	..CONNECTOR .....	1
22	MOOZZ		90598	60440-9	..WIRE,BRAIDED .....	1
23	MOOZZ		90598	60440-7	..INSULATION,SLEEVING .....	1
24	PAOZZ	5940-01-082-3321	75307	C-54-503	..TERMINAL,QUICK DISC .....	5
25	PAOZZ	5940-00-283-5280	96906	MS25036-106	..TERMINAL,LUG .....	3
26	PAOZZ	5940-00-143-4774	96906	MS25036-153	..TERMINAL, LUG .....	2
27	MOOZZ		90598	60440-1	..WIRE,ELECTRICAL .....	1
28	MOOZZ		90598	60440-2	..WIRE,ELECTRICAL .....	1
29	MOOZZ		90598	60440-3	..WIRE,ELECTRICAL .....	1
30	MOOZZ		90598	60440-4	..WIRE,ELECTRICAL .....	1
31	MOOZZ		90598	60440-5	..WIRE,ELECTRICAL .....	1
32	PAOZZ	5940-00-143-4777	96906	MS25036-157	..TERMINAL,RING .....	2
33	PAOZZ	5975-01-050-7785	96906	MS3368-4-4D	..STFIAP,TIEDOWN .....	1
34	PAOZZ	5310-00-761-6882	96906	MS51967-2	.NUT,PLAIN HEXAGON .....	2

END OF FIGURE

UNIT, DIRECT SUPPORT, AND GENERAL SUPPORT MAINTENANCE  
 ARMY SPACE HEATER H-140  
 DETECTOR FLAME, CABLE, AND TUBE  
 REPAIR LIST

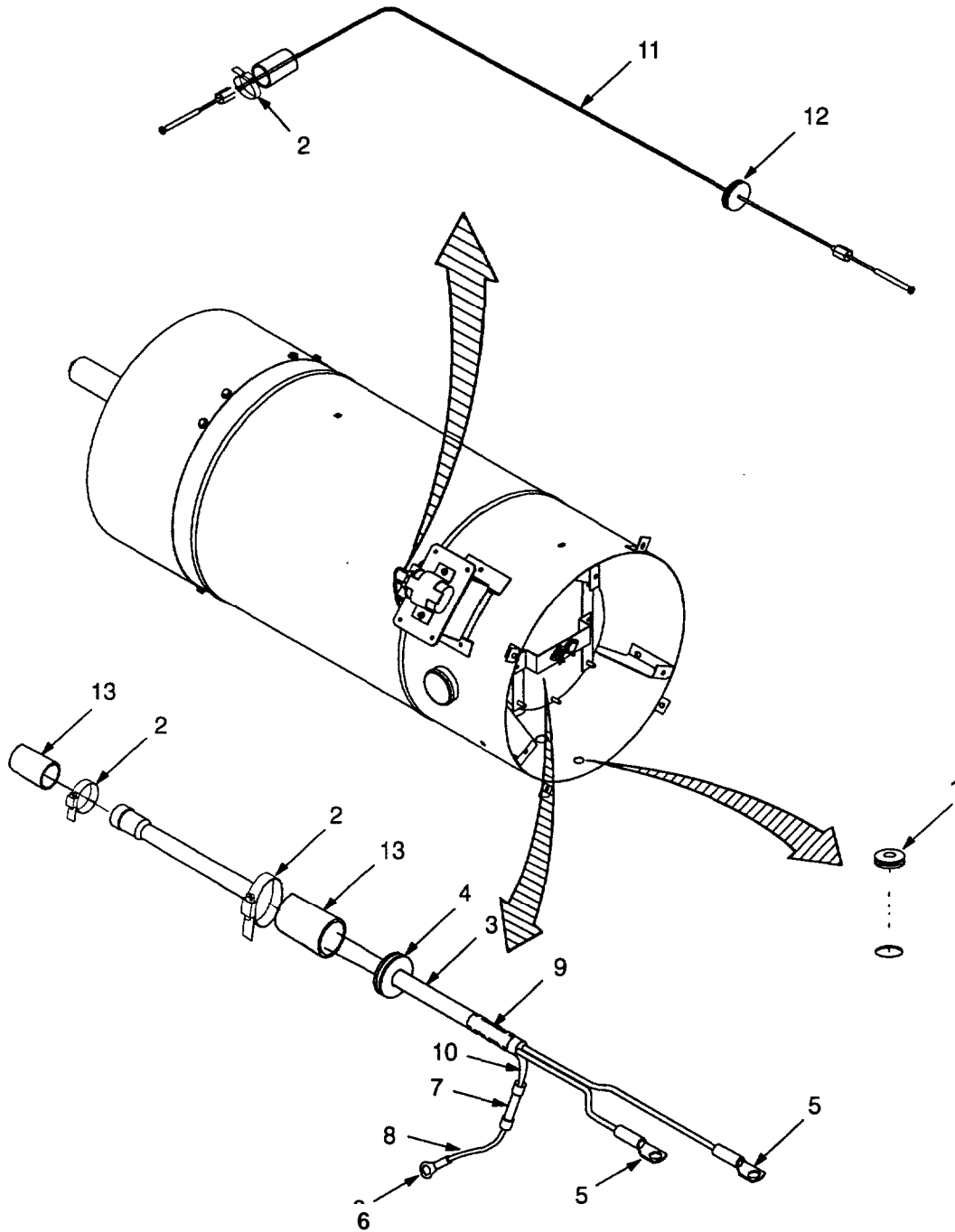


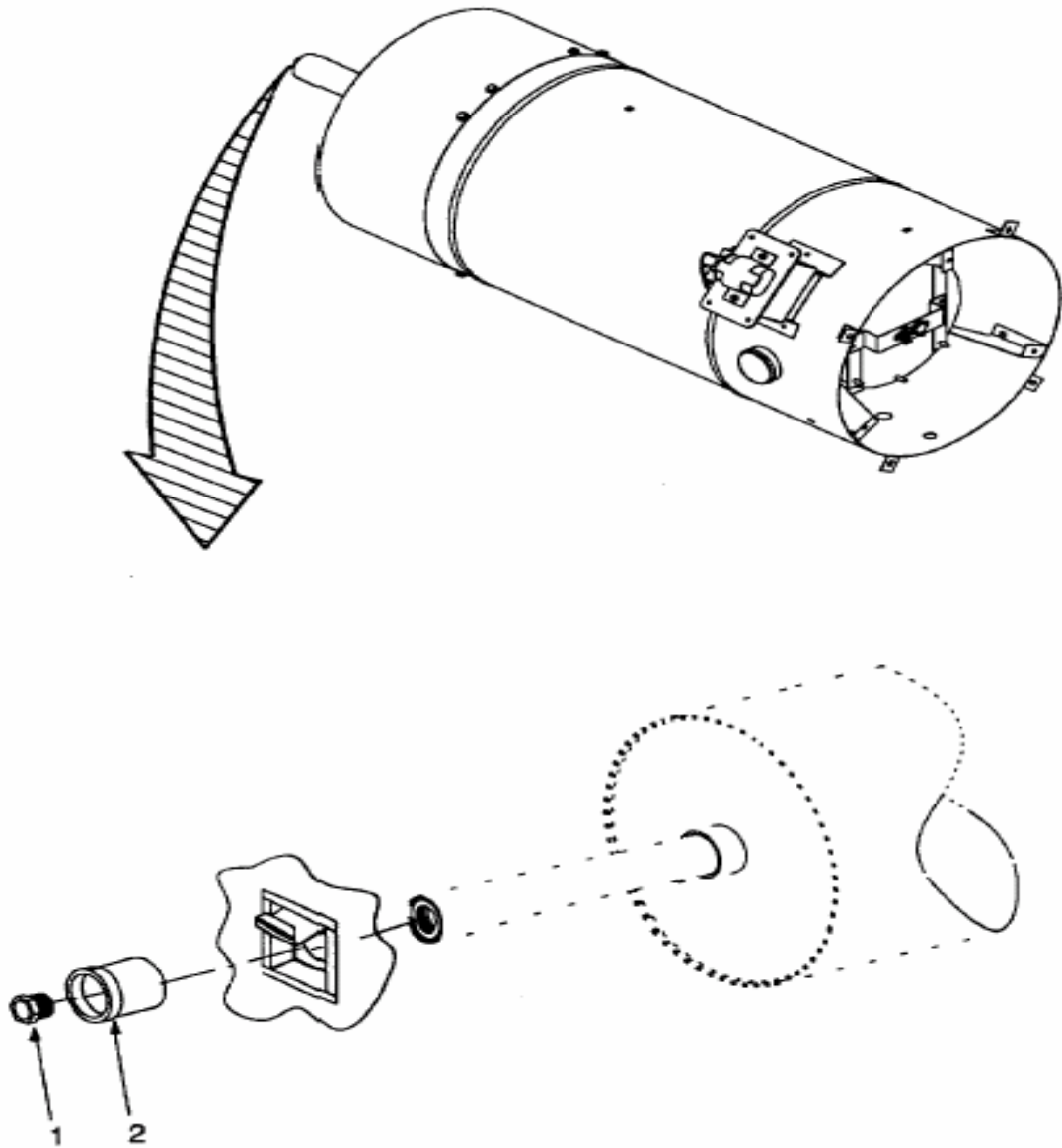
Figure 28. Detector Flame and Tube Assemblies.

(1) ITEM NO.	(2) SMR CODE	(3) NSN	(4) CAGEC	(5) PART NUMBER	(6) DESCRIPTION AND USABLE ON CODE (UOC)	(7) QTY
GROUP 06 HEAT EXCHANGER ASSEMBLY						
FIG. 28. DETECTOR FLAME AND TUBE ASSEMBLIES						
1	PAOZZ	5325-00-291-9366	96906	MS35489-11	.GROMMET, NONMETALLIC .....	1
2	PAOZZ	4730-00-908-3194	90906	MS35842-11	.CLAMP, HOSE .....	3
3	PA000		90598	60414-101	.DETECTOR, FLAME .....	1
4	PAOZZ	5325-00-276-6100	96906	MS35489-14	..GROMMET, NONMETALLIC .....	1
5	PAOZZ	5940-00-283-5280	96906	MS25036-106	..TERMINAL, LUG .....	2
6	PAOZZ	5940-00-143-4777	96906	MS25036-157	..TERMINAL, LUG .....	1
7	PAOZZ		94833	52010-8	..SPLICE, BUTT .....	1
8	MOOZZ		90598	60414-9	..WIRE, BRAIDED .....	1
9	PAOZZ	5975-01-050-7785	96906	MS3368-4-4D	MAKE FROM P/N 8663, CAGEC 2W733, CUT TO LENGTH ..STRAP, TIEDOWN ELECTRICAL .....	1
10	MOOZZ		90598	60414-7	..WIRE, BRAIDED .....	1
11	XB000		90598	60285-100	MAKE FROM P/N 8669, CAGEC 2W733, CUT TO LENGTH .TUBE ASSEMBLY .....	1
12	PAOZZ	5325-00-276-6101	96906	MS35489-3	..GROMMET, NONMETALLIC .....	1
13	MOOZZ		90598	60290-40	..WIRE, BRAIDED .....	2
MAKE FROM P/N 8669, CAGEC 2W733, CUT TO LENGTH						
END OF FIGURE						

---

UNIT, DIRECT SUPPORT, AND GENERAL SUPPORT MAINTENANCE  
ARMY SPACE HEATER H-140  
SIGHT GLASS, SUPPORT, CLAMP AND SADDLE (HEAT EXCHANGER)  
REPAIR LIST

---



*Figure 29. Window Observation (Heat Exchanger).*

(1) ITEM NO.	(2) SMR CODE	(3) NSN	(4) CAGEC	(5) PART NUMBER	(6) DESCRIPTION AND USABLE ON CODE (UOC)	(7) QTY
					GROUP 06 HEAT EXCHANGER ASSEMBLY	
					FIG. 29 SIGHT GLASS, SUPPORT, CLAMP AND SADDLE (HEAT EXCHANGER	
1	PAOZZ	9340-00-230-0441	70673	027860-2	.WINDOW,OBSERVATION (SIGHT GLASS) .....	1
2	XBOZZ		1V0A4	77014-0045	.ADAPTER,SIGHT TUBE .....	1
END OF FIGURE						

UNIT, DIRECT SUPPORT, AND GENERAL SUPPORT MAINTENANCE

ARMY SPACE HEATER H-140

TRANSFORMER ASSEMBLY, POWER

REPAIR LIST

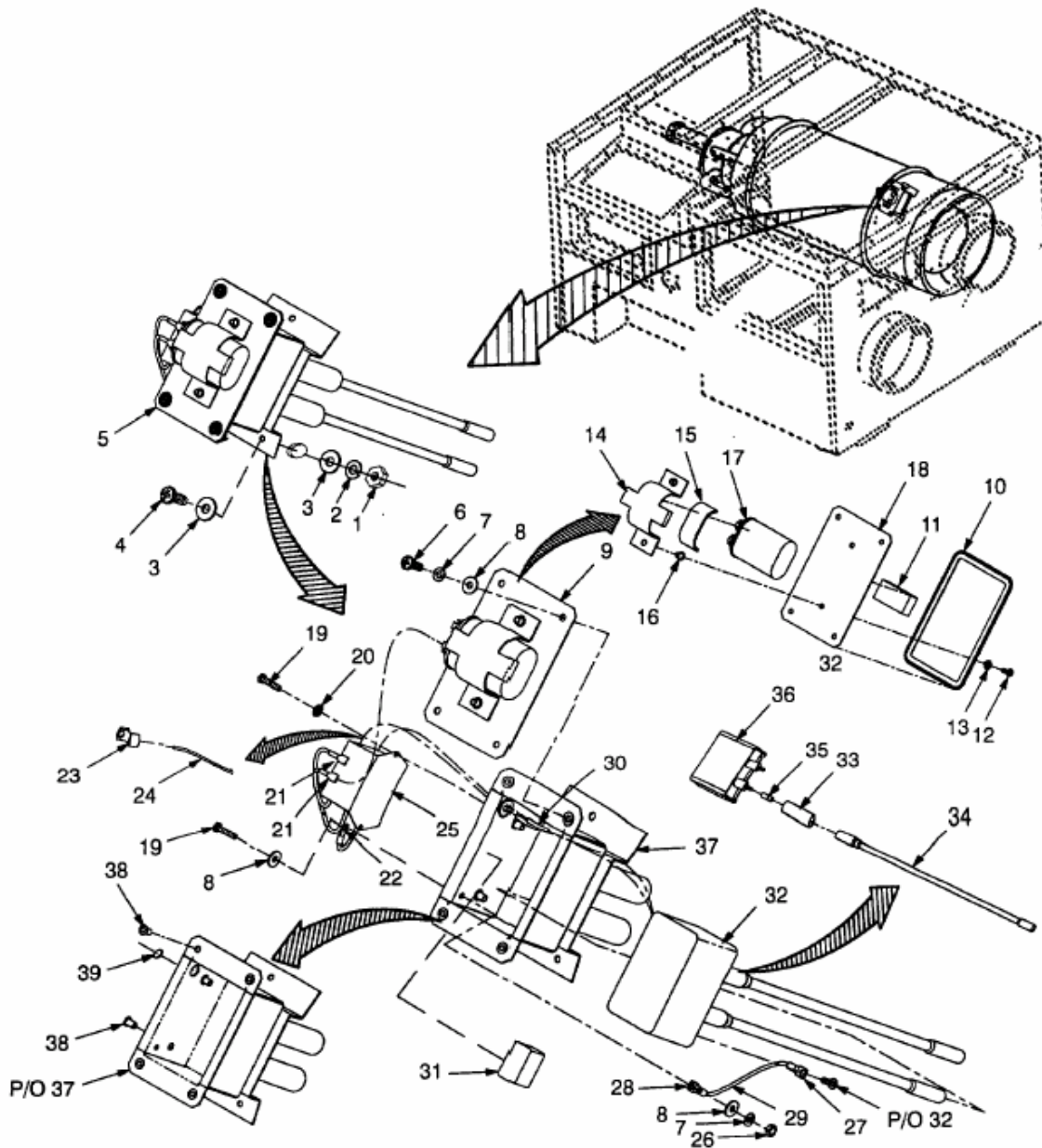


Figure 30. Transformer Assembly, Power.

(1) ITEM NO.	(2) SMR CODE	(3) NSN	(4) CAGEC	(5) PART NUMBER	(6) DESCRIPTION AND USABLE ON CODE (UOC)	(7) QTY
GROUP 06 HEAT EXCHANGER ASSEMBLY						
FIG. 30 TRANSFORMER ASSEMBLY, POWER						
1	PAOZZ	5310-00-761-6882	96906	MS51967-2	..NUT,PLAIN,HEXAGON.....	2
2	PAOZZ	5310-00-582-5965	96906	MS35338-44	..WASHER,LOCK .....	2
3	PAOZZ	5310-00-809-4058	96906	MS27183-10	..WASHER,FLAT .....	4
4	PAOZZ	5305-00-702-4523	96906	MS35307-306	..SCREW,CAP,HEXA CON HEAD.....	2
5	XB000		90598	60840-100	..TRANSFORMER,POWER ASSEMBLY .....	1
6	PAOZZ	5305-01-006-2052	96906	MS51849-65	..SCREW,MACHINE .....	4
7	PAOZZ	5310-00-576-5752	80205	MS35339-39	..WASHER,LOCK .....	7
8	PAOZZ	5310-00-809-8546	96906	MS27183-8	..WASHER,FLAT .....	8
9	PAOZZ		90598	60843-100	..LID,TRANSFORMER ASSEMBLY .....	1
10	MOOZZ		90598	60843-7	..GASKET,EMI .....	1
MAKE FROM P/N 01-0604-1765,CAGEC 57003, CUT TO FIT						
11	MOOZZ		90598	60843-4	..GASKET .....	1
MAKE FROM P/N R411NPSA,CAGEC 86730, .62THICK X 1.00 X 2.00						
12	PAOZZ	5305-01-006-2052	96906	MS51849-65	..SCREW,MACHINE .....	2
13	PAOZZ	5310-00-576-5752	96906	MS35333-39	..WASHER,LOCK .....	2
14	PAOZZ		90598	60841-100	..BRACKET,CAPACITOR .....	1
15	MOOZZ		90598	60841-2	..GASKET .....	1
MAKE FROM P/N R411NPSA,CAGEC 86730, 1.00W X 2.75 LONG						
16	PAOZZ	5320-01-467-4309	3H464	ITR10-130SD	..PIN-RIVET,THREADED .....	2
17	PAOZZ	5910-01-302-2718	01002	97F9002	..CAPACITOR,FIXED,PAPER.....	1
18	XBOZZ		90598	60842-1	..LID,TRANSFORMER .....	1
19	PAOZZ	5305-01-006-2052	96906	MS51849-65	..SCREW,MACHINE .....	3
20	PAOZZ	5310-00-576-5752	96906	MS35333-39	..WASHER,LOCK .....	2
21	PAOZZ	5940-01-261-2410	20999	MNU14-250DFIX	..TERMINAL,TAPERED PIN .....	2
22	PAOZZ	5940-00-143-4780	81348	MS25036-108	..TERMINAL,LUG .....	1
23	PAOZZ	5940-00-143-4794	96906	MS25036-112	..TERMINAL,LUG .....	2
24	MOOZZ		90598	60840-16	..WIRE,BRAIDED .....	2
MAKE FROM P/N 8663,CAGEC 90816, CUT TO LENGTH						
25	PAOZZ		S4307	FN660-1/07	..FILTER,RADIO FREQUENCY .....	1
26	PAOZZ	5310-00-934-9751	90906	MS35650-302	..NUT,PLAIN,HEXAGON .....	1
27	PAOZZ	5940-00-143-4780	81348	MS25036-108	..TERMINAL,LUG .....	1
28	PAOZZ	5940-00-230-0515	81348	MS25036-154	..TERMINAL,LUG .....	1
29	MOOZZ		90598	60306-82	..WIRE .....	1
MAKE FROM P/N M5086/1-16-9,CAGEC 81348, CUT TO 6 INCHES						
30	PAOZZ	5940-01-232-8636	81348	M7928/6-4	..SPLICE,CONDUCTOR .....	2
31	MOOZZ		90598	60840-5	..GASKET .....	1
MAKE FROM P/N R411NPSA,CAGEC 86730, CUT TO FIT						
32	PAOZZ		90598	60438-100	..TRANSFORMER,SOLID STATE .....	1
33	PAOZZ		06090	WCSM-20/6-1200-S	..INSULATION,SLEEVING ELECTRICAL.....	2
34	PAOZZ		90598	60412-100	..CABLE ASSEMBLY .....	2
35	PAOZZ		90598	BS1032	..STUD,HOLLOW,10-32 .....	2
36	PAOZZ		00818	41000E	..TRANSFORMER,SOLID,IGINTION .....	1
37	XBOZZ		90598	60845-100	..PLATE,TRANSFORMER .....	1
38	PAOZZ	5320-01-467-4309	3H464	ITR10-130SD	..PIN-RIVET,THREADED .....	6
39	PAOZZ	5325-00-263-6632	96906	MS35489-6	..GROMMET,NONMETALLIC .....	1
END OF FIGURE						





---

**UNIT, DIRECT SUPPORT, AND GENERAL SUPPORT MAINTENANCE**  
**ARMY SPACE HEATER H-140**  
**SHELL, HEAT EXCHANGER AND BURNER ASSEMBLY**  
**REPAIR LIST**

---

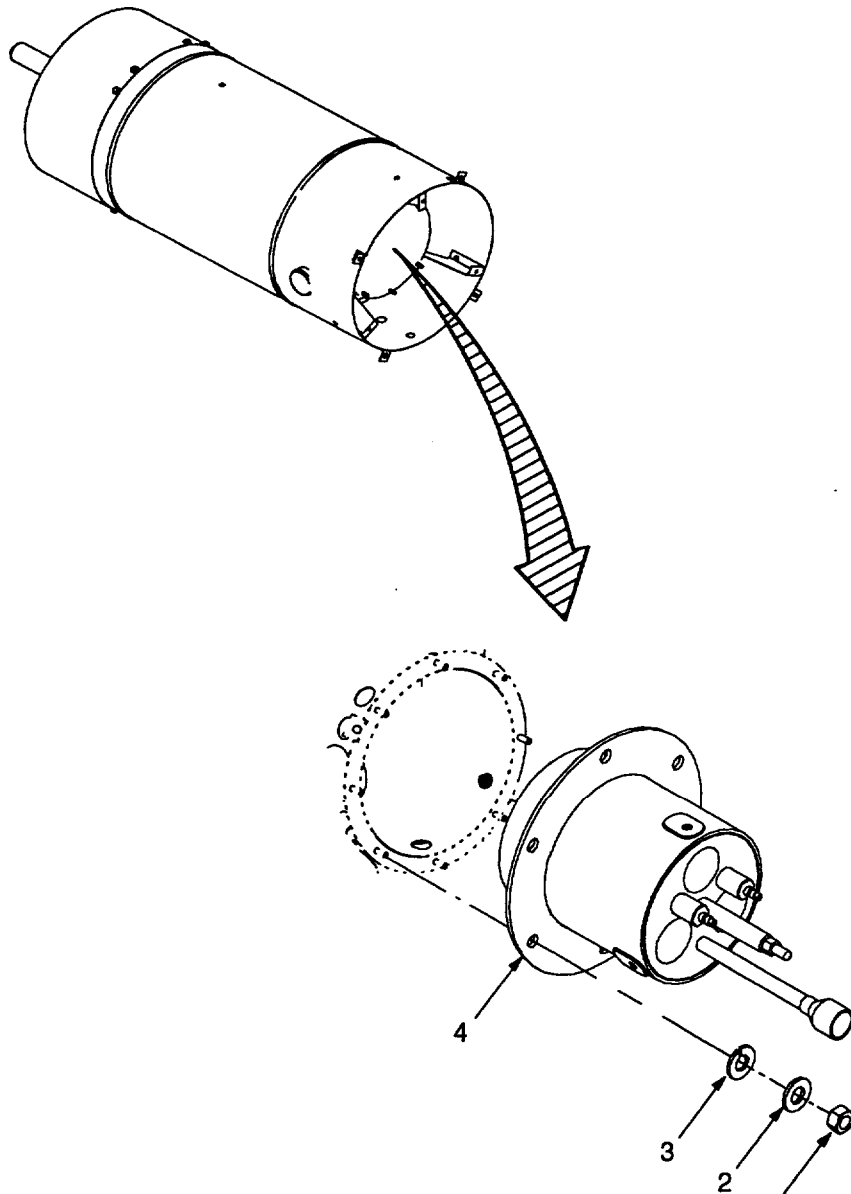


Figure 31. Burner Assembly, Shell Extension, Shell and Heat Exchanger (Sheet 1 of 4).

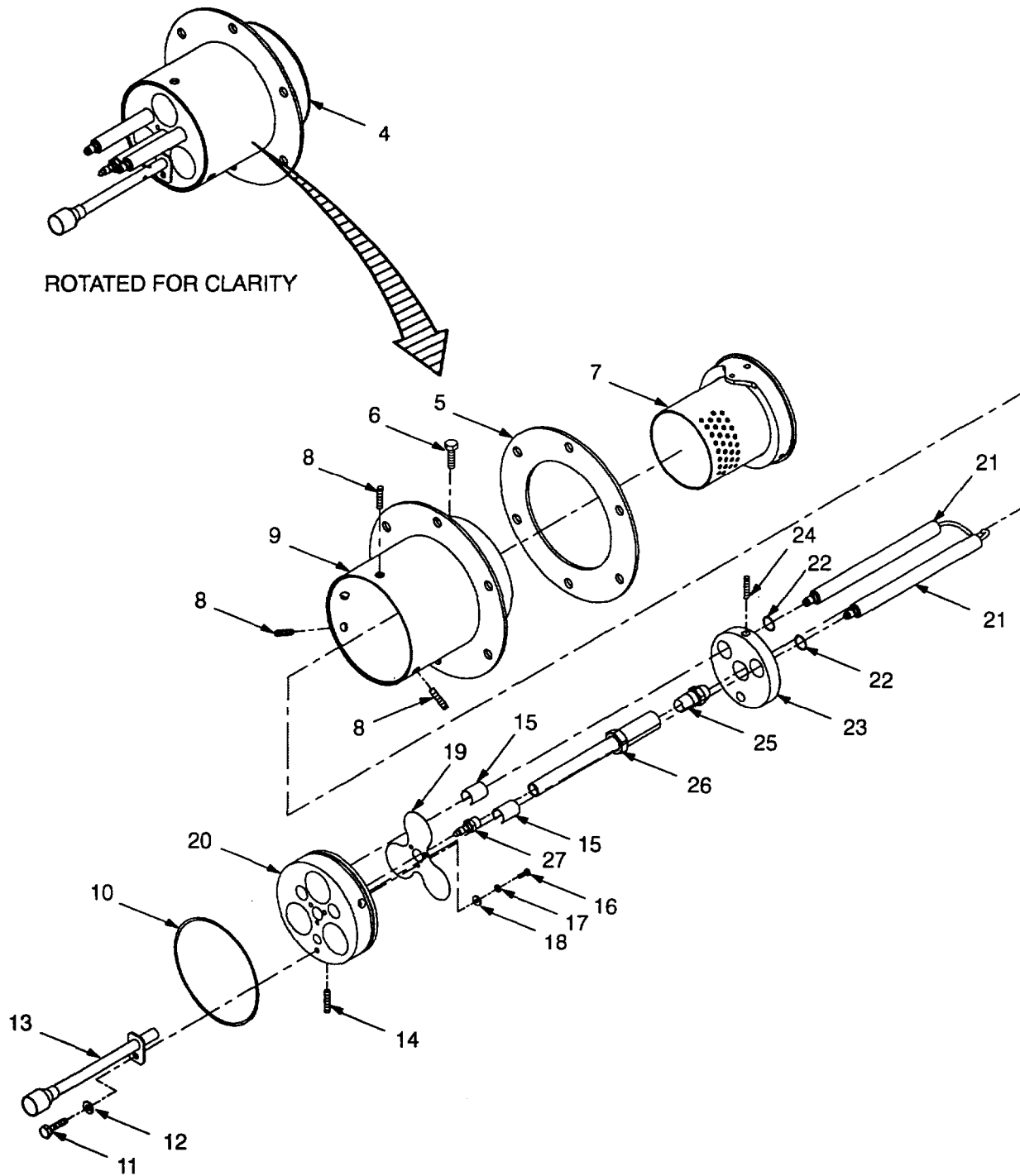


Figure 31. Burner Assembly, Shell Extension, Shell and Heat Exchanger (Sheet 2 of 4).

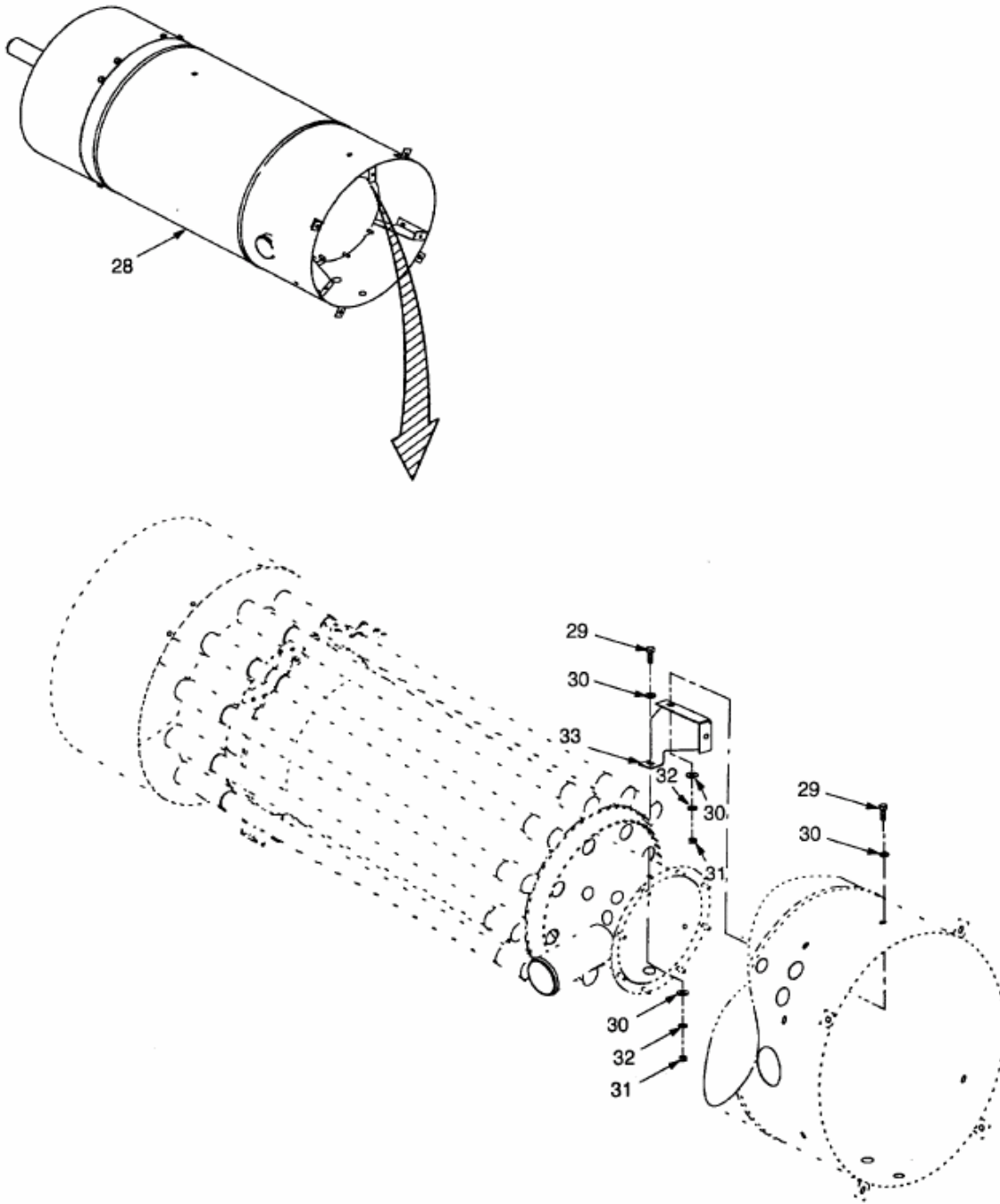


Figure 31. Burner Assembly, Shell Extension, Shell and Heat Exchanger (Sheet 3 of 4).

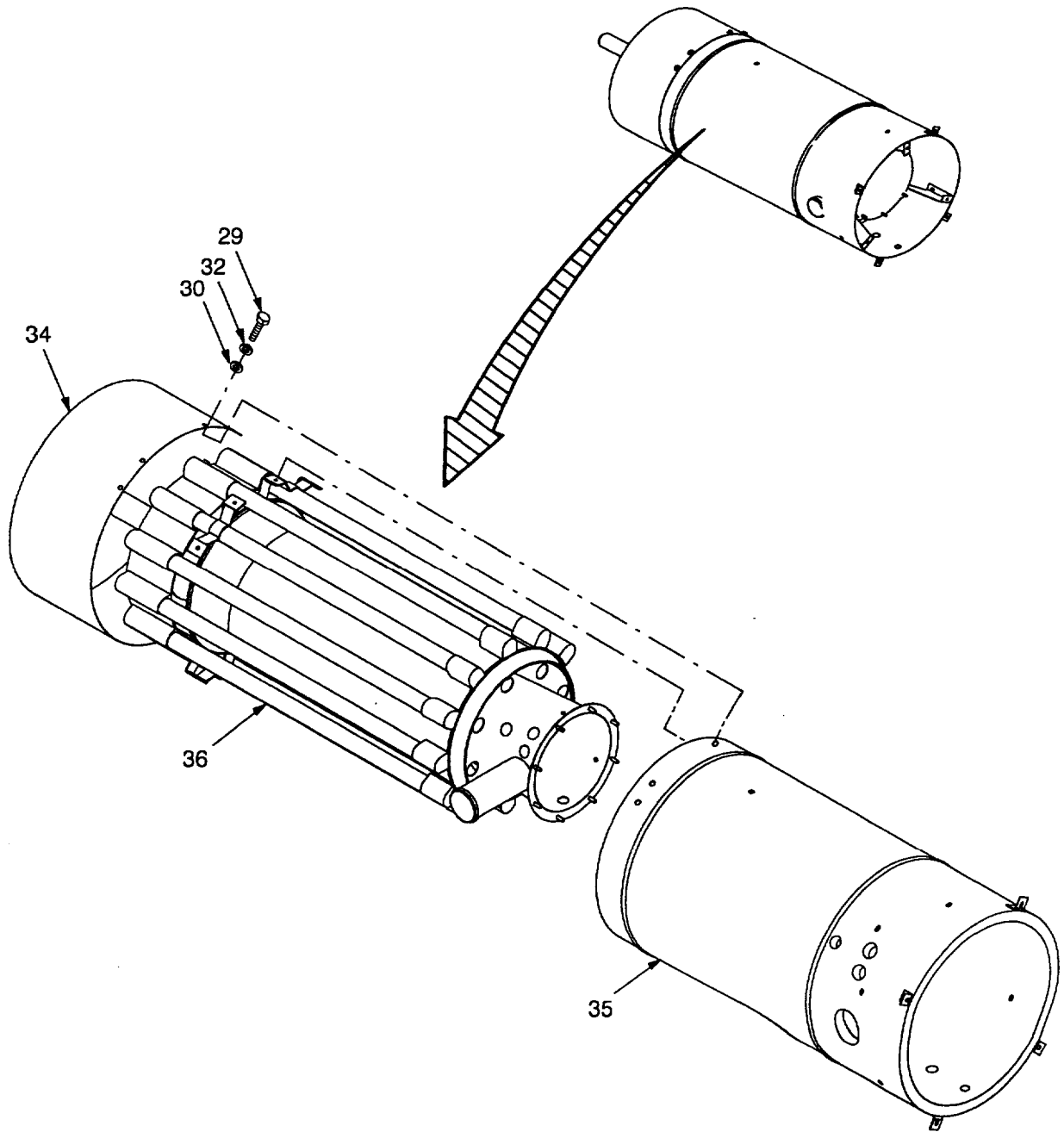


Figure 31. Burner Assembly, Shell Extension, Shell and Heat Exchanger (Sheet 4 of 4).

(1) ITEM NO.	(2) SMR CODE	(3) NSN	(4) CAGEC	(5) PART NUMBER	(6) DESCRIPTION AND USABLE ON CODE (UOC)	(7) QTY
GROUP 06 HEAT EXCHANGER ASSEMBLY						
FIG. 31 BURNER ASSEMBLY, SHELL EXTENSION, SHELL AND HEAT EXCHANGER						
1	PAFZZ	5310-00-855-1102	96906	MS35649-2255	..NUT,PLAIN,HEXAGON .....	6
2	PAFZZ	5310-00-933-8120	96906	MS35338-139	..WASHER,LOCK .....	6
3	PAFZZ	5310-00-582-5677	96906	MS15795-810	..WASHER,FLAT .....	6
4	XBFFF		90598	60701-101	..BURNER ASSEMBLY .....	1
5	PAFZZ	5330-01-398-9728	90598	60717-1	..GASKET .....	1
6	PAFZZ	5305-00-765-4257	96906	MS51959-43	..SCREW,MACHINE .....	1
7	XBFZZ		90598	60707-100	..FIRE RING ASSEMBLY .....	1
8	PAFZZ	5305-00-088-9520	96906	MS51029-49	..SETSCREW .....	3
9	XBFZZ		90598	60740-100	..TUBE AND FLANGE .....	1
10	PAFZZ	5330-01-329-9654	8L582	OR-239-1695-707	..O-RING .....	1
11	PAFZZ	5305-01-342-5174	96906	MS51849-74C	..SCREW,MACHINE .....	1
12	PAFZZ	5310-00-933-8120	96906	MS35338-138	..WASHER,LOCK .....	1
13	XBFFF		90598	60710-101	..TUBE ASSEMBLY .....	1
14	PAFZZ	5305-00-724-5851	96906	MS51029-53	..SETSCREW .....	3
15	PAFZZ	5975-01-092-8655	50340	12408	..BUSHING,ELECTRICAL .....	2
16	PAFZZ	5305-00-054-6650	96906	MS51957-26	..SCREW,MACHINE .....	3
17	PAFZZ	5310-00-929-6395	96906	MS35338-136	..WASHER,LOCK .....	3
18	PAFZZ	5310-00-722-5998	96906	MS15795-805	..WASHER,FLAT .....	3
19	PAFZZ	4520-01-399-1406	90598	60712-1	..PETAL VALVE,HEATER .....	1
20	XBFFF		90598	60709-2	..BLOCK .....	1
21	PAFZZ	5977-01-280-0378	90598	60731-100	..ELECTRODE ASSEMBLY .....	2
22	PAFZZ	5330-01-410-8140	76385	0-1290/056762	..O-RING .....	2
23	XBFFF		90598	60702-100	..BAFFLE CENTERING .....	1
24	PAFZZ	5305-00-724-5849	96906	MS51029-55	..SETSCREW .....	1
25	PAFZZ	4530-01-399-2423	71895	000125-80W2	..NOZZLE,OIL BURNER .....	1
26	PAFZZ	4710-01-398-8364	90598	60734-100	..TUBE ASSEMBLY,METAL .....	1
27	PAFZZ	4730-00-900-3296	79470	48X4	..ADAPTER,STRAIGHT,PIPE .....	1
28	XBFFF		1VA04	77014-1000	..HEAT EXCHANGER .....	1
29	XBFZZ		1VA04	7003	..BOLT .....	16
30	XBFZZ		1VA04	71013	..WASHER,FLAT .....	16
31	XBFZZ		1VA04	70710	..NUT,1/4-20 .....	16
32	XBFZZ		1VA04	71063	..WASHER,LOCK .....	16
33	XBFZZ		1VA04	77014-0066	..BRACKET,HEAT EXCHANGER .....	3
34	XBFZZ		1VA04	77014-0088	..EXTENSION,SHELL,HEAT EXCHANGER .....	1
35	XBFZZ		1VA04	77014-0077	..SHELL,HEAT EXCHANGER .....	1
36	XBFZZ		1VA04	77014-0100	..HEAT EXCHANGER .....	1

END OF FIGURE



UNIT, DIRECT SUPPORT, AND GENERAL SUPPORT MAINTENANCE

ARMY SPACE HEATER H-140

REMOTE CONTROL BOX ASSEMBLY

REPAIR LIST

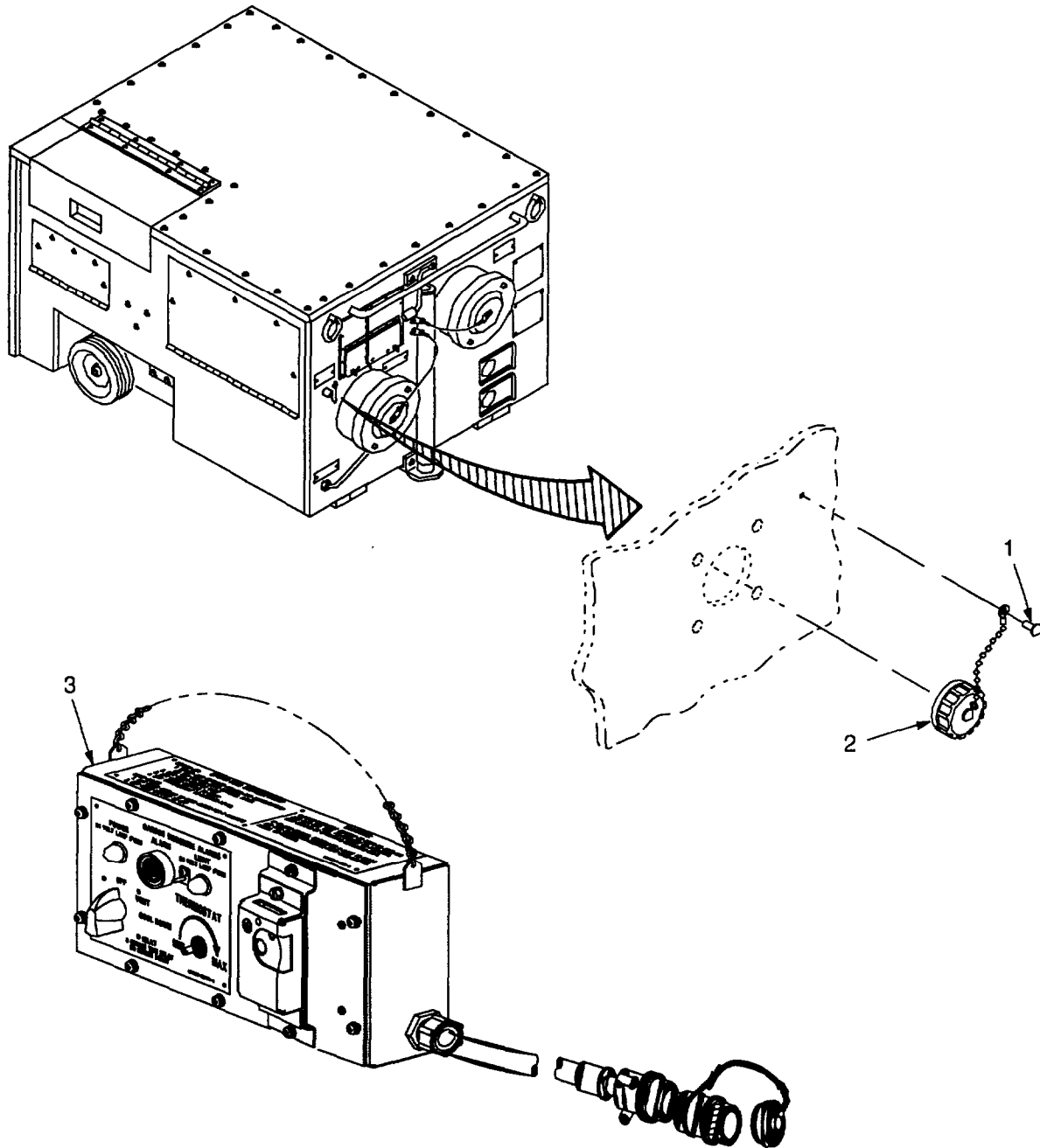


Figure 32. Remote Control Box Assembly (Sheet 1 of 6).

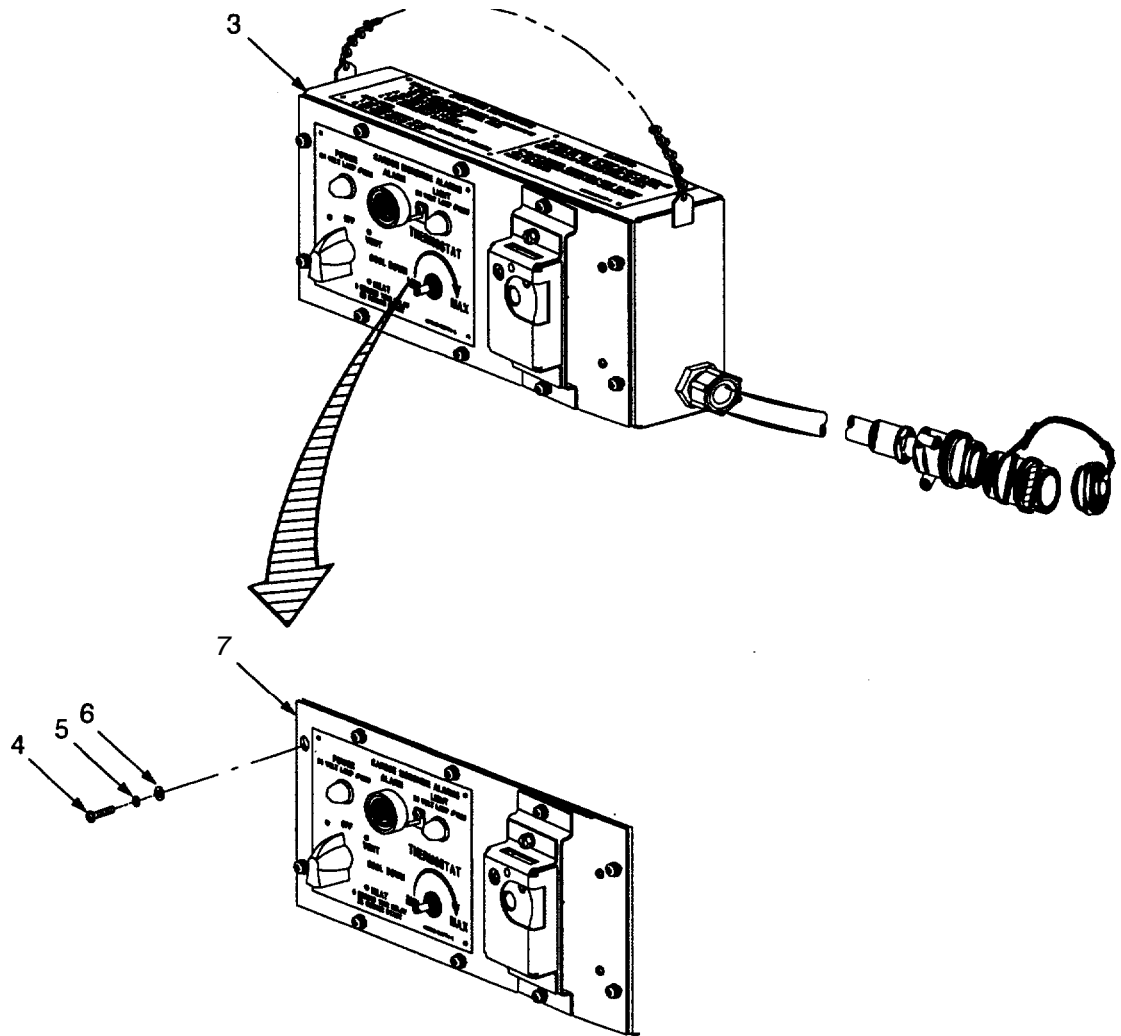


Figure 32. Remote Control Box Assembly(Sheet 2 016).



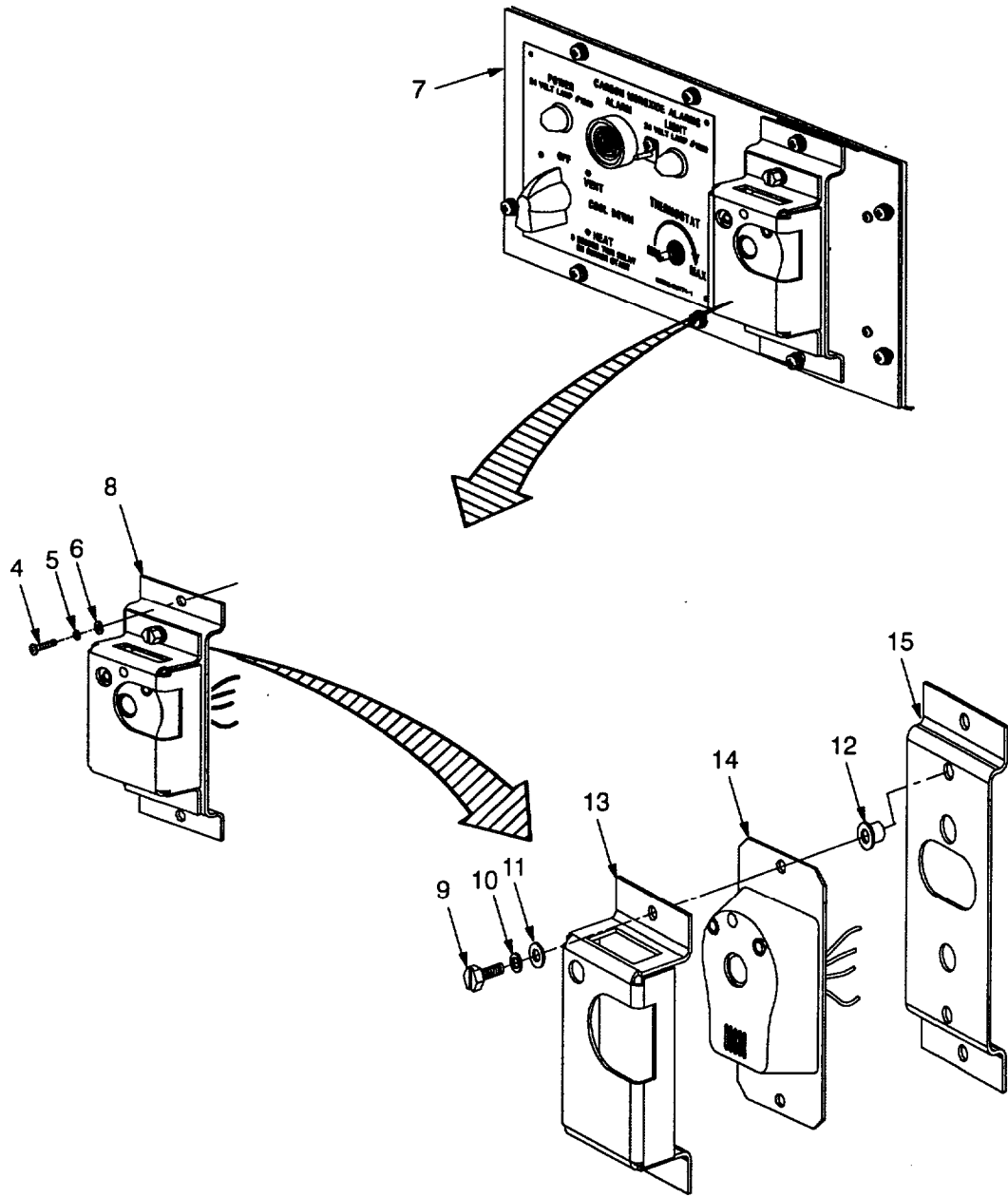


Figure 32. Remote Control Box Assembly(Sheet 3 of 6).

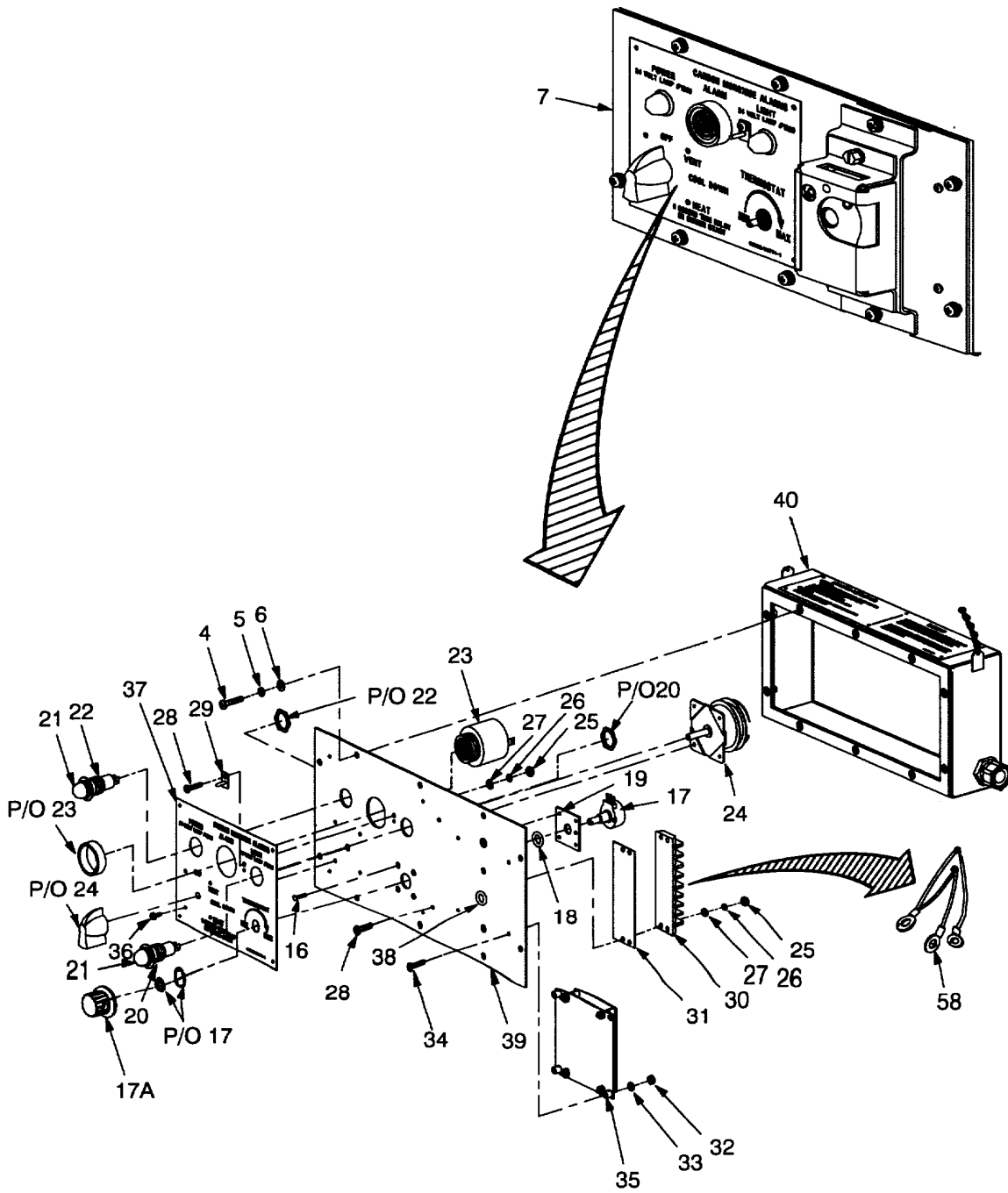


Figure 32. Remote Control Box Assembly(Sheet 4 of 6).

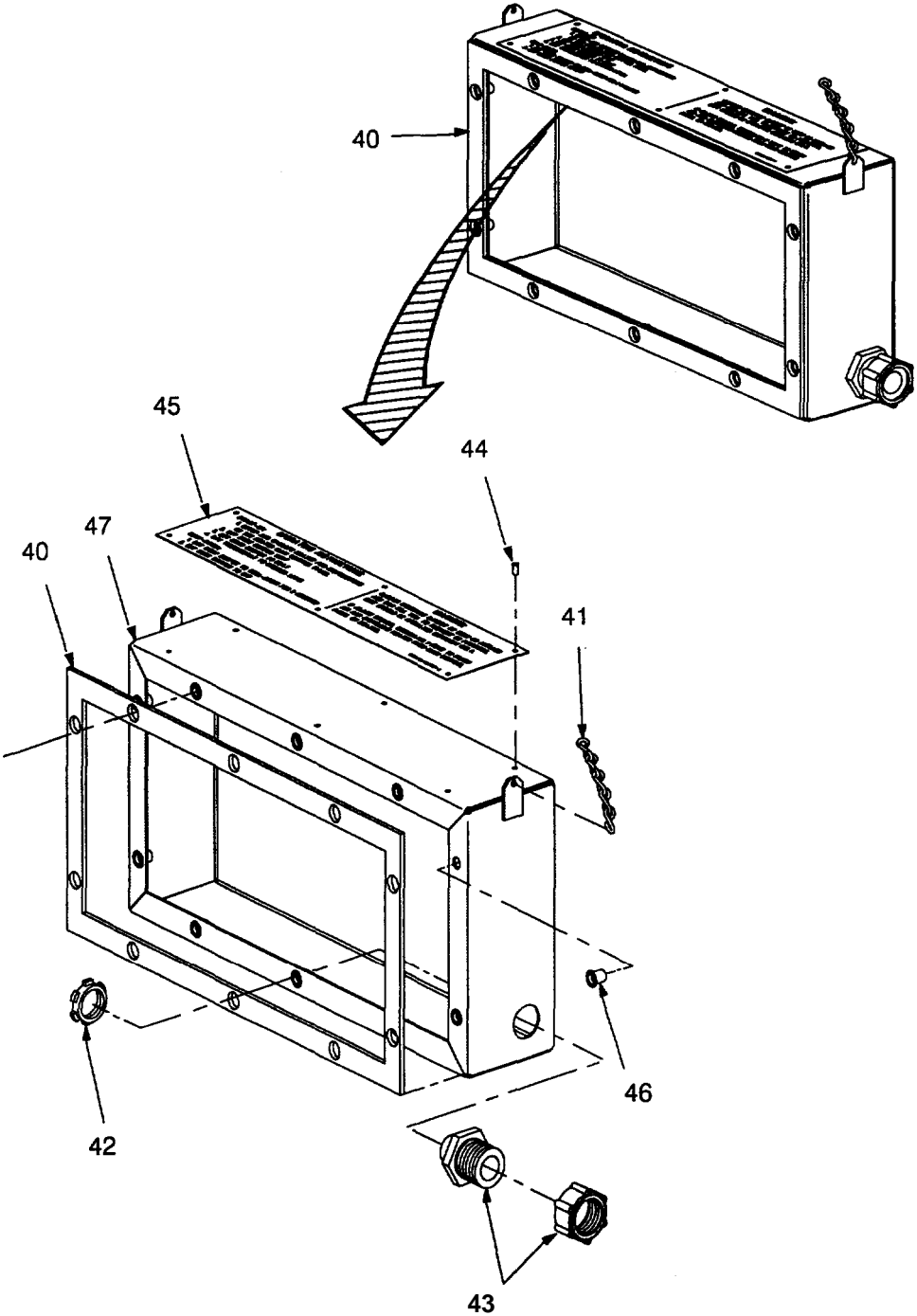


Figure 32. Remote Control Box Assembly(Sheet 5 of 6).

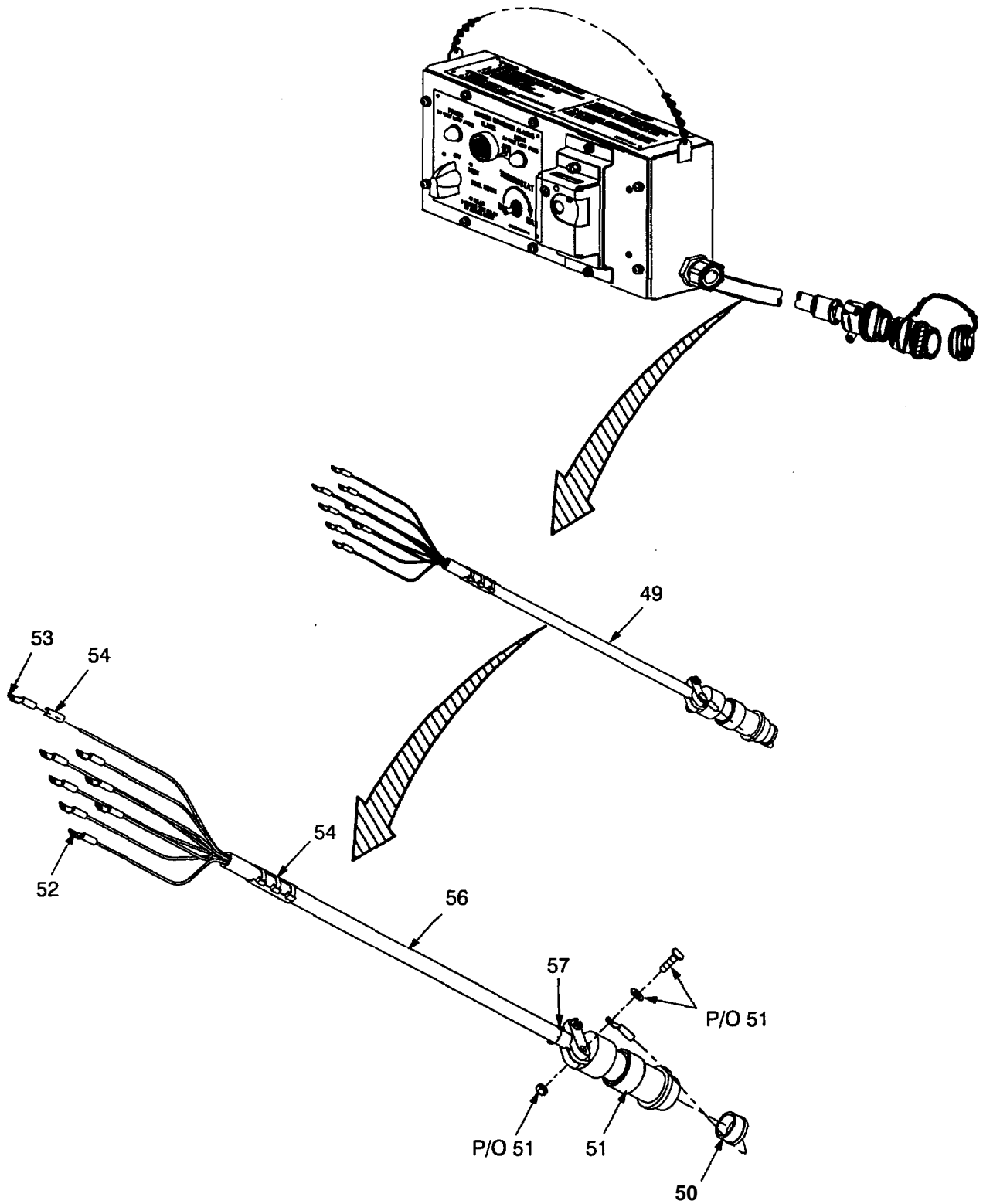


Figure 32. Remote Control Box Assembly(Sheet 6 of 6).

(1) ITEM NO.	(2) SMR CODE	(3) NSN	(4) CAGEC	(5) PART NUMBER	(6) DESCRIPTION AND USABLE ON CODE (UOC)	(7) QTY
					GROUP 07 REMOTE CONTROL BOX AS- SEMBLY, DETECTOR CARON MONOXIDE	
					FIG. 32 REMOTE CONTROL BOX ASSEMBLY	
1	PAOZZ	3200-00-343-5435	07707	AD43AH	RIVET,BLIND .....	1
2	PAOZZ	5935-01-181-6651	96906	MS25043-14DA	COVER,ELECTRICAL .....	1
					INCLUDES ATTACHING LINK CHAIN	
3	XB000		90598	60250-100	CONTROL BOX,REMOTE.....	1
4	PAOZZ	5305-01-006-2052	96906	MS51849-65	.SCREW,MACHINE .....	10
5	PAOZZ	5310-00-045-3296	96906	MS35338-43	.WASHER,LOCK .....	10
6	PAOZZ	5310-00-809-8546	96906	MS27183-8	.WASHER,FLAT .....	10
7	XBOZZ		90598	60773-100	.PANEL ASSEMBLY,REMOTE .....	1
8	PAOZZ		90598	60863-100	..COVER ASSEMBLY,CO DETECTOR .....	1
9	PAOZZ	5305-01-006-2052	96906	MS51849-65	.SCREW,MACHINE .....	2
10	PAOZZ	5310-00-045-3296	96906	MS35338-43	..WASHER,LOCK .....	2
11	PAOZZ	5310-00-809-8546	96906	MS27183-8	..WASHER,FLAT .....	2
12	PAOZZ	5320-01-467-4309	3H464	ITR10-130SD	..PIN-RIVET,THREADED .....	2
13	PAOZZ		90598	60772-1	..COVER,DETECTOR.....	1
14	PAOZZ		90598	60242-101	..DETECTOR,CO .....	1
15	XBOZZ		90598	60862-1	..BRACKET,STANDOFF.....	1
16	PAOZZ	5320-00-143-6149	07707	AK43H	.RIVET,BLIND .....	4
17	PAOZZ	5905-01-356-1897	12697	RV4NAYSD-102A	.RESISTOR,FIXED,FILM (THERMOSTAT) .....	1
17A	PAOZZ		12697	DD5025	.KNOB,THERMOSTAT .....	1
					(KNOB IS OPTIONAL)	
18	PAOZZ		39428	9452K338	.O-RING .....	1
					.375ID X .625OD X .125THICK	
19	XBOZZ		90598	60784-1	.PLATE,BACKING .....	1
20	PAOZZ	6210-01-399-2452	72619	95-5710-3171-203	.LIGHT,INDICATOR .....	1
21	PAOZZ	6240-00-266-9940	80204	1829	.LAMP,INCANDESCENT .....	2
22	PAOZZ		72619	95-5710-3172-203	.LIGHT,INDICATOR.....	1
23	PAOZZ	6350-01-129-6462	37942	SC628MA	.BUZZER .....	1
24	PAOZZ		90598	60778-100	.SWITCH ASSEMBLY,REMOTE .....	1
25	PAOZZ	5310-00-934-9757	96906	MS35649-282	.NUT,PLAIN,HEXAGON .....	3
26	PAOZZ	5310-00-045-3299	96906	MS35338-42	.WASHER,LOCK .....	3
27	PAOZZ	5310-00-809-8544	96906	MS27183-7	.WASHER,FLAT.....	3
28	PAOZZ	5305-01-269-9226	96906	MS3212-28	.SCREW,MACHINE .....	3
29	PAOZZ		90598	60773-22	.SENSOR .....	1
30	PAOZZ	5940-00-259-4873	26405	601-GP-08	TERMINAL BOARD .....	1
31	XBOZZ		90598	60381-100	.MARKER,STRIP .....	1
32	PAOZZ	5310-00-934-9747	96906	MS35649-262	.NUT,PLAIN,HEXAGON .....	4
33	PAOZZ	5310-00-727-8353	96906	MS27183-43	.WASHER,FLAT.....	4
34	PAOZZ	5305-00-993-9268	96906	MS3212-18	.SCREW,MACHINE .....	4
35	PAOZZ		90598	60765-1	.CONTROLLER,REMOTE .....	1
36	PAOZZ	5320-00-957-3582	07707	AD42S	.RIVET,BLIND .....	4
37	XBOZZ		90598	60774-1	.PLATE, DATA .....	1
					REMOTE CONTROL BOX	
38	PAOZZ	5325-00-263-6632	96906	MS35489-6	.GROMMET,NONMETALLIC .....	1
39	XBOZZ		90598	60769-1	.PANEL,FRONT REMOTE CONTROL.....	1
40	XB000		90598	60770-100	.ENCLOSURE ASSEMBLY,REMOTE .....	1
41	PAOZZ		90598	60766-1	.GASKET .....	1
42	MOOZZ		90598	60770-5	.CHAIN,WELDLESS .....	1
					MAKE FROM P/N 3603T76,CAGEC 39428, CUT TO 16 LINKS	
43	PAOZZ	5975-01-322-6434	56501	141SL	.LOCKNUT,ELECTRICAL.....	1

(1) ITEM NO.	(2) SMR CODE	(3) NSN	(4) CAGEC	(5) PART NUMBER	(6) DESCRIPTION AND USABLE ON CODE (UOC)	(7) QTY
					GROUP 07 REMOTE CONTROL BOX AS- SEMBLY, DETECTOR CARON MONOXIDE	
					FIG. 32 REMOTE CONTROL BOX ASSEMBLY	
44	PAOZZ	5975-01-097-1734	56501	2524	.BOX CONNECTOR,ELECTRICAL .....	1
45	PAOZZ	5320-00-957-3582	7707	AD42S	.RIVET,BLIND .....	6
46	XBOZZ		90598	60767-1	.PLATE,DATA .....	1
47	PAOZZ	5320-01-467-4309	3H464	ITR10-130SD	INSTRUCTIONS/WARNING	
48	XAOZZ		90598	60771-100	.PIN-RIVET,THREADED .....	10
49	PA000		90598	60775-100	.BOX,REMOTE CONTROL .....	1
50	PAOZZ	5935-01-175-8420	96906	MS25042-18DA	.CABLE ASSEMBLY .....	1
51	PAOZZ	5935-01-112-9782	81349	CA3106F18-1PF80	REMOTE CONTROL .....	
52	PAOZZ	5940-00-204-8966	96906	MS25036-102	..COVER,ELECTRICAL .....	1
53	PAOZZ	5940-00-143-4771	96906	MS25036-153	..CONNECTOR,P LUG, ELECTRICAL .....	4
54	PAOZZ	5975-01-406-1401	85480	HCPS9-3336	..TERMINAL,LUG .....	8
55	PAOZZ	5975-00-223-7543	96906	MS3368-4-9D	..TERMINAL,LUG .....	1
56	MOOZZ		90598	60775-1	..SLEEVE,MARKER,CABLE .....	8
57	MOOZZ		90598	60775-9	..STRAP,TIEDOWN,ELECTRICAL .....	1
58	XBOZZ		90598	60884-100	..CABLE,POWER,ELECTRICAL .....	1
					MAKE FROM P/N CO-08H0F(8/18)0560, CAGEC 81349, CUT 26.0 FT	
					INSULATION,SLEEVING. ....	1
					MAKE FROM P/N M23053/5-107-0,CAGEC 81349,CUT TO LENGTH	
					.JUMPER,EMI .....	1
					END OF FIGURE	



UNIT, DIRECT SUPPORT, AND GENERAL SUPPORT MAINTENANCE  
 ARMY SPACE HEATER H-140  
 POWER CABLE ASSEMBLY  
 REPAIR LIST

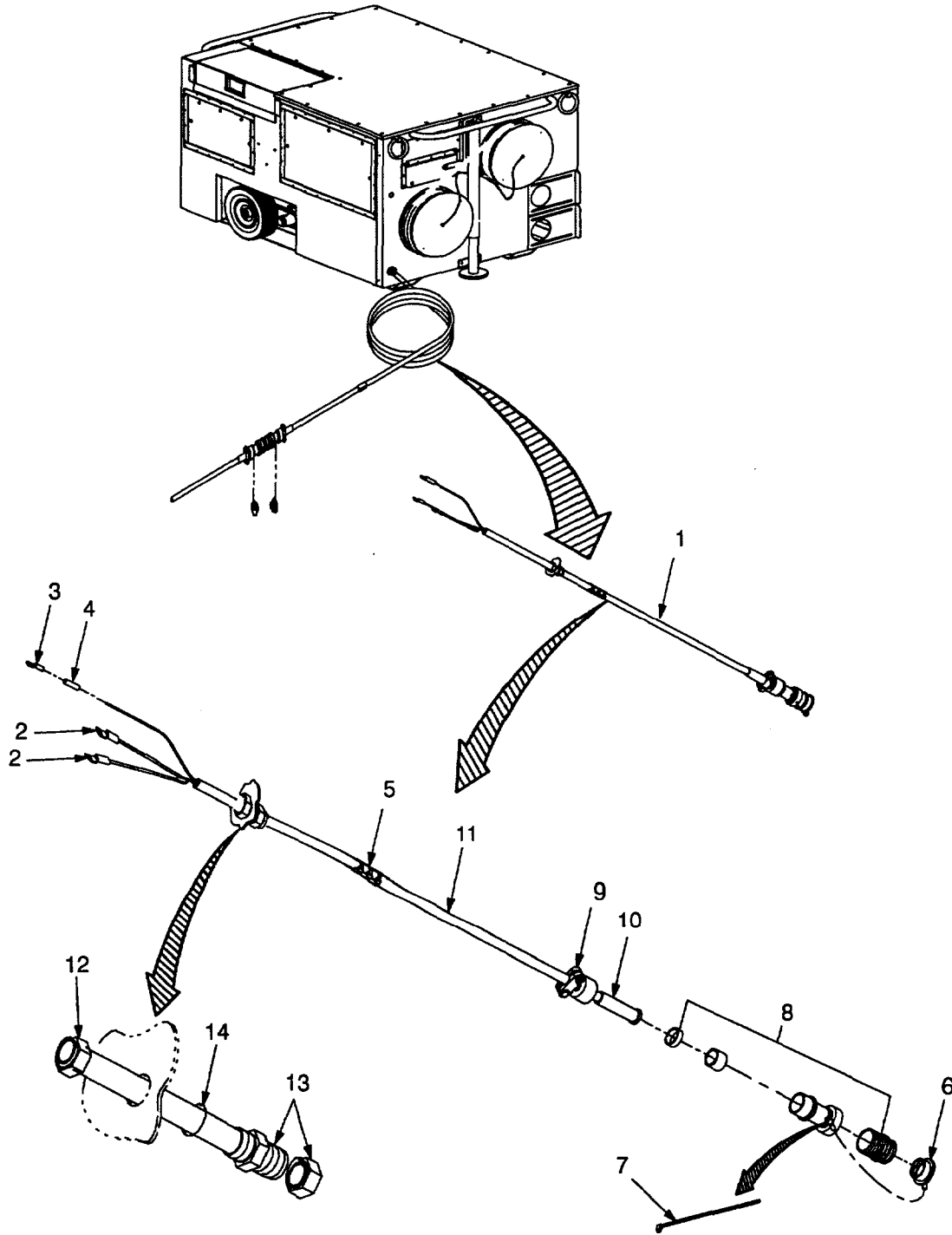


Figure 33. Power Cable Assembly.



(1) ITEM NO.	(2) SMR CODE	(3) NSN	(4) CAGEC	(5) PART NUMBER	(6) DESCRIPTION AND USABLE ON CODE (UOC)	(7) QTY
					GROUP 08 POWER CABLE ASSEMBLY	
					FIG. 33 POWER CABLE ASSEMBLY	
1	XB000		90598	60251-100	CABLE ASSEMBLY,POWER .....	1
2	PAOZZ	5940-00-143-4775	96906	MS25036-156	.TERMINAL,LUG .....	2
3	PAOZZ	5940-00-143-4777	96906	MS25036-157	.TERMINAL,LUG .....	1
4	XBOZZ		85480	HCPS9-6676W	.MARKER,STRIP .....	3
5	PAOZZ	5975-00-223-7543	96906	MS3368-4-9D	.STRAP,TIEDOWN,ELECTRICAL .....	1
6	PAOZZ	5935-01-189-3220	96906	MS25042-16DA	.COVER,ELECTRICAL .....	1
					INCLUDES ATTACHING LINK CHAIN	
7	PAOZZ	5975-00-111-3208	96906	MS3367-5-9	.STRAP,TIEDOWN,ELECTRICAL .....	1
8	PAOZZ	5935-01-025-2137	96906	MS3406D16-10P	.CONNECTOR,PLUG,ELECTRICAL .....	1
9	PAOZZ	5935-01-193-5713	81349	M85049/11-21W	.ADAPTER,CABLE CLAMP .....	1
10	PAOZZ	5365-00-598-5416	96906	MS3420-12	.BUSHING,NONMETALLIC .....	1
11	MOOZZ		90598	60251-1	.CABLE,ELECTRICAL .....	1
					MAKE FROM P/N CO-03H0F(3/12)0635, CAGEC 81349,CUT TO 390 IN	
12	PAOZZ	5975-01-400-0600	28520	2251	LOCKNUT,ELECTRICAL .....	1
13	PAOZZ	5975-01-364-5613	28520	3234	BOX CONNECTOR,ELECTRICAL .....	1
14	PAOZZ	5330-01-398-4995	96906	MS9955-023	O-RING .....	1
					END OF FIGURE	

---

UNIT, DIRECT SUPPORT, AND GENERAL SUPPORT MAINTENANCE  
ARMY SPACE HEATER H-140  
EXTERNAL ELECTRICAL LEAD ASSEMBLY  
REPAIR LIST

---

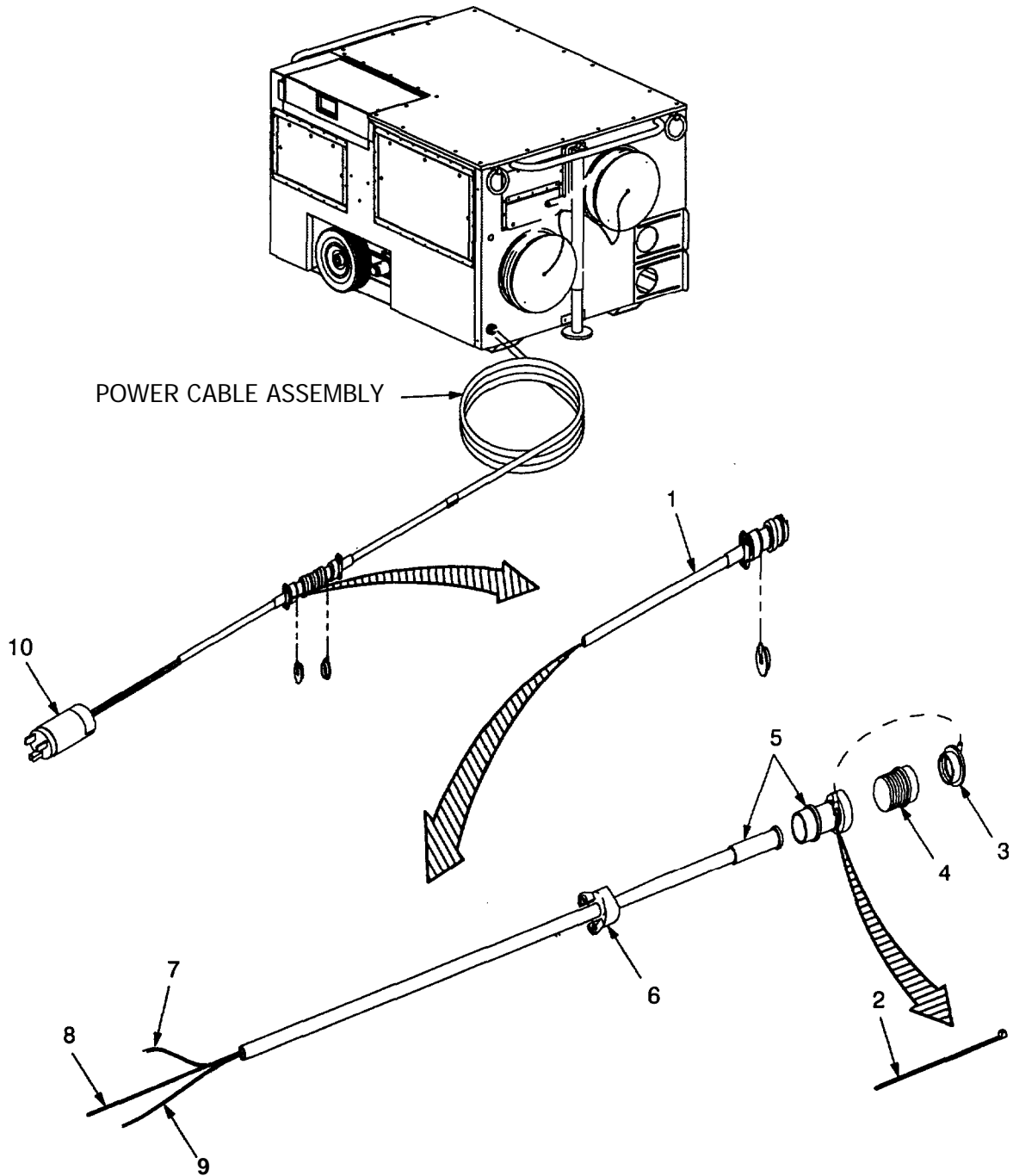


Figure 34. External Electrical Lead Assembly.

(1) ITEM NO.	(2) SMR CODE	(3) NSN	(4) CAGEC	(5) PART NUMBER	(6) DESCRIPTION AND USABLE ON CODE (UOC)	(7) QTY
					GROUP 09 EXTERNAL ELECTRICAL LEAD ASSEMBLY	
					FIG. 34 EXTERNAL ELECTRICAL LEAD ASSEMBLY	
1	XB000	6150-01-335-3449	97403	13229E8567	LEAD ASSEMBLY,ELECTRICAL,EXTERNAL ....	1
2	PAOZZ	5975-00-111-3208	96906	MS3367-5-9	.STRAP,TIEDOWN,ELECTRICAL .....	1
3	PAOZZ	5935-01-184-7188	96906	MS25043-16DA	.COVER,ELECTRICAL.....	1
					INCLUDES ATTACHING LINK CHAIN	
4	PAOZZ	5935-01-397-9876	96906	MS3401D16-10S	.CONNECTOR,RECEPTACL.....	1
5	PAOZZ	5365-00-820-4535	96906	MS3420-6	.BUSHING,NONMETALLIC .....	1
6	PAOZZ	5935-01-181-1670	81349	M85049/11-112W	.ADAPTER,CABLE CLAMP .....	1
7	MOOZZ		97403	13229E8567-2	.WIRE,ELECTRICAL .....	3
					MAKE FROM P/N M5086/1-12-0,CAGEC 81349, CUT TO LENGTH	
8	MOOZZ		97403	13229E8567-3	.WIRE,ELECTRICAL .....	3
					MAKE FROM P/N M5086/1-12-9,CAGEC 81349, CUT TO LENGTH	
9	MOOZZ		97403	13229E8567-4	.WIRE,ELECTRICAL .....	3
					MAKE FROM P/N M5086/1-12-5,CAGEC 81349, CUT TO LENGTH	
10	PAOZZ	5935-01-355-4984	74545	8315C	CONNECTOR,PLUG,ELECTRICAL .....	1
					(CONNECTOR PLUG IS OPTIONAL)	
END OF FIGURE						

UNIT, DIRECT SUPPORT, AND GENERAL SUPPORT MAINTENANCE

ARMY SPACE HEATER H-140

INTERNAL POWER THERMOSTAT CABLE ASSEMBLY

REPAIR LIST

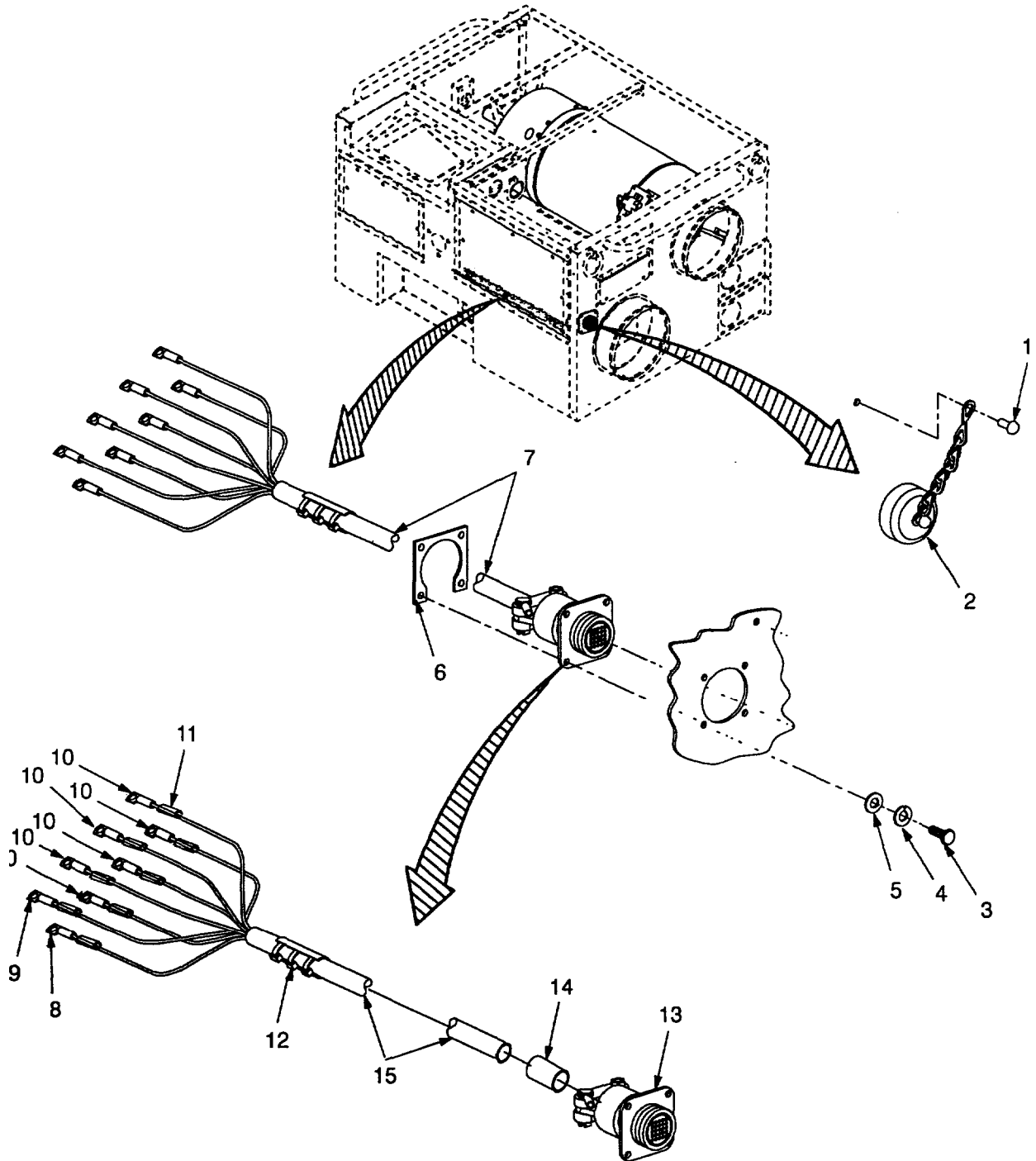


Figure 35. Internal Power Thermostat Cable Assembly.

(1) ITEM NO.	(2) SMR CODE	(3) NSN	(4) CAGEC	(5) PART NUMBER	(6) DESCRIPTION AND USABLE ON CODE (UOC)	(7) QTY
GROUP 10 INTERNAL POWER CABLE ASSEMBLY						
FIG. 35 INTERNAL POWER CABLE ASSEMBLY						
1	PAOZZ	5320-00-882-8388	07707	AD43H	RIVET,BLIND .....	1
2	PAOZZ	5935-00-500-5008	96906	MS25043-18D	COVER,ELECTRICAL .....	1
3	PAOZZ	5305-00-983-6730	96906	MS35206-218	SCREW,MACHINE .....	4
4	PAOZZ	5310-00-543-2410	96906	MS35338-40	WASHER,LOCK.....	4
5	PAOZZ	5310-00-950-1310	96906	MS27183-4	WASHER,FLAT .....	4
6	XBOZZ		90598	60279-1	NUTPLATE .....	1
7	XB000		90598	60252-100	CABLE ASSEMBLY,POWER INTERNAL .....	1
8	XBOZZ	5940-00-113-8184	96906	MS25036-150	.TERMINAL,LUG .....	1
9	PAOZZ	5940-00-557-1629	96906	MS25036-149	.TERMINAL,LUG .....	1
10	PAOZZ	5940-00-204-8966	96906	MS25036-102	.TERMINAL,LUG .....	6
11	PAOZZ		85480	HCPS9-3336W	.SLEEVE,MARKER.CABLE .....	8
12	PAOZZ	5975-00-223-7543	96906	MS3368-4-9D	.STRAP,TIEDOWN,ELECTRICAL .....	1
13	PAOZZ	5935-00-111-2972	71468	CA3100F18-1SF80	.CONNECTOR,RECEPTACLE .....	1
14	MOOZZ		90598	60252-9	SLEEVING INSULATION,ELECTRICAL.....	1
					MAKE FROM P/N M23053/5-109-0,CAGE 81349, CUT TO 4.75 INCHES	
15	MOOZZ		90598	60252-1	.CABLE,POWER,ELECTRICAL .....	1
					MAKE FROM P/N CO-08H0F(8/18)0600, CAGEC 81349, CUT TO 65.0 INCHES	
END OF FIGURE						

UNIT, DIRECT SUPPORT, AND GENERAL SUPPORT MAINTENANCE

ARMY SPACE HEATER H-140

JACK ASSEMBLY

REPAIR LIST

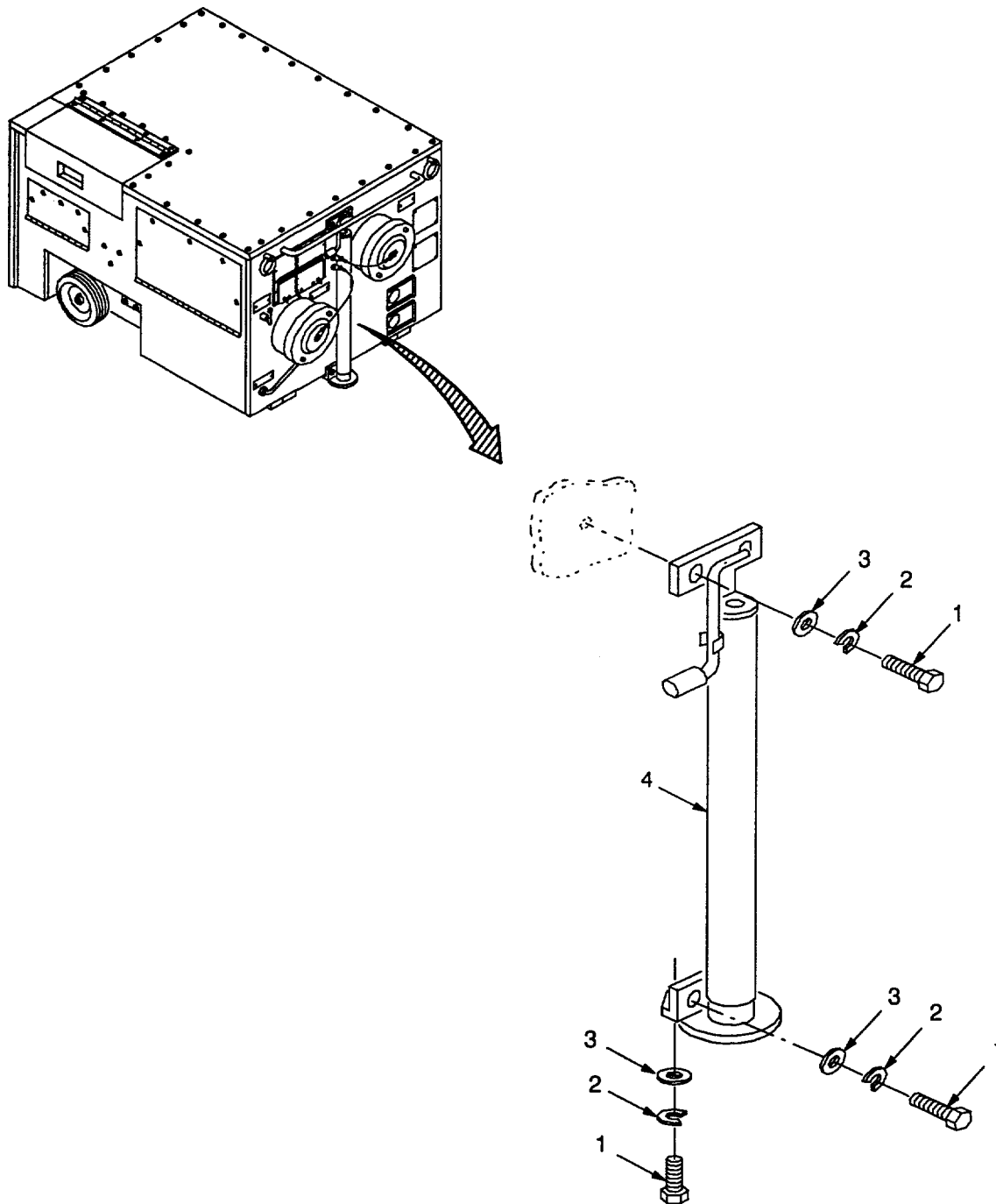


Figure 36. Jack Assembly.

(1) ITEM NO.	(2) SMR CODE	(3) NSN	(4) CAGEC	(5) PART NUMBER	(6) DESCRIPTION AND USABLE ON CODE (UDC)	(7) QTY
					GROUP 11 JACK AND WHEEL ASSEMBLY	
					FIG. 36 JACK ASSEMBLY	
1	PAOZZ	5305-00-325-3839	96906	MS90725-8	SCREW,CAP,HEXAGON HEAD .....	5
2	PAOZZ	5310-00-582-5965	96906	MS35338-44	WASHER,LOCK .....	5
3	PAOZZ	5310-00-809-4058	96906	MS27183-10	WASHER,FLAT .....	5
4	PAOZZ		90598	60225-1	JACK ASSEMBLY .....	1
					END OF FIGURE	

UNIT, DIRECT SUPPORT, AND GENERAL SUPPORT MAINTENANCE  
 ARMY SPACE HEATER H-140  
 WHEEL ASSEMBLY AND PIVOT  
 REPAIR LIST

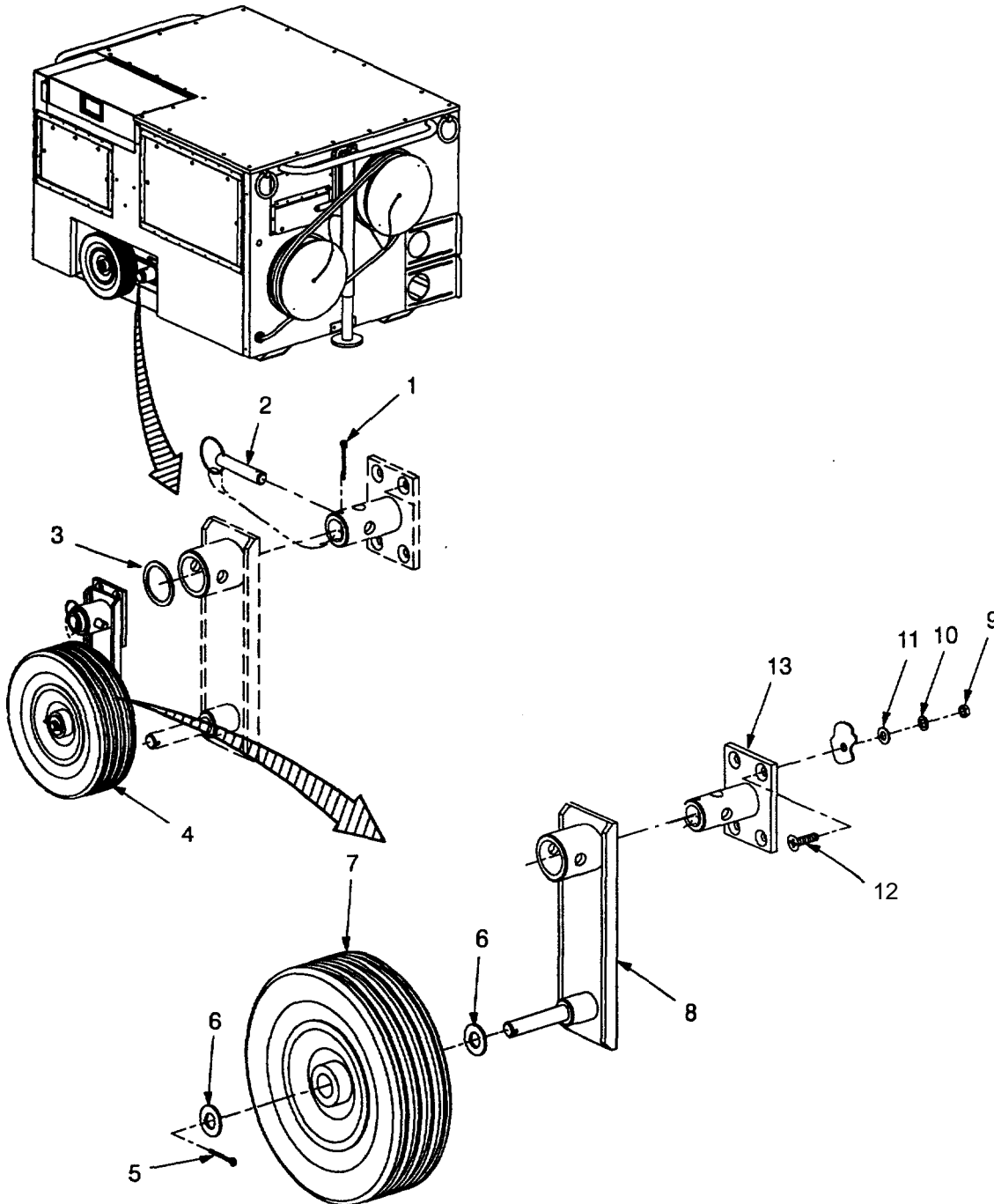


Figure 37. Wheel Assembly and Pivot.



(1) ITEM NO.	(2) SMR CODE	(3) NSN	(4) CAGEC	(5) PART NUMBER	(6) DESCRIPTION AND USABLE ON CODE (UOC)	(7) QTY
GROUP 11 JACK AND WHEEL ASSEMBLY						
FIG. 37 WHEEL ASSEMBLY AND PIVOT						
1	PAOZZ	5315-00-236-8363	96906	MS24665-377	PIN,COTTER .....	2
2	PAOZZ	5315-01-400-5794	90598	60104-100	PIN,QUICK RELEASE .....	2
INCLUDES ATTACHING CABLE						
3	PAOZZ	5310-01-399-1676	90598	60020-1	WASHER,FLAT .....	2
4	XB000		90598	60255-100	WHEEL ASSEMBLY .....	2
5	PAOZZ	5315-00-059-0491	96906	MS24665-372	.PIN,COTTER.....	1
6	PAOZZ	5310-00-003-9174	96906	MS27183-21	.WASHER,FLAT .....	2
7	PAOZZ	2530-01-398-5396	90598	60274-1	.WHEEL,PNEUMATIC TIRE .....	1
8	XBOZZ		90598	60601-100	.ARM, RETRACTABLE .....	1
9	PAOZZ	5310-00-767-0445	96906	MS51971-2	NUT,PLAIN,HEXAGON.....	8
10	PAOZZ	5310-00-407-9566	96906	MS35338-45	WASHER,LOCK .....	8
11	PAOZZ	5310-00-625-5756	96906	MS15795-812	WASHER,FLAT .....	8
12	PAOZZ	5305-00-958-5254	96906	MS35190-307	SCREW,MACHINE .....	8
13	XBOZZ		90598	60607-100	PIVOT,WHEEL .....	2
END OF FIGURE						

UNIT, DIRECT SUPPORT, AND GENERAL SUPPORT MAINTENANCE

ARMY SPACE HEATER H-140

AIR DAMPER DOOR ASSEMBLY

REPAIR LIST

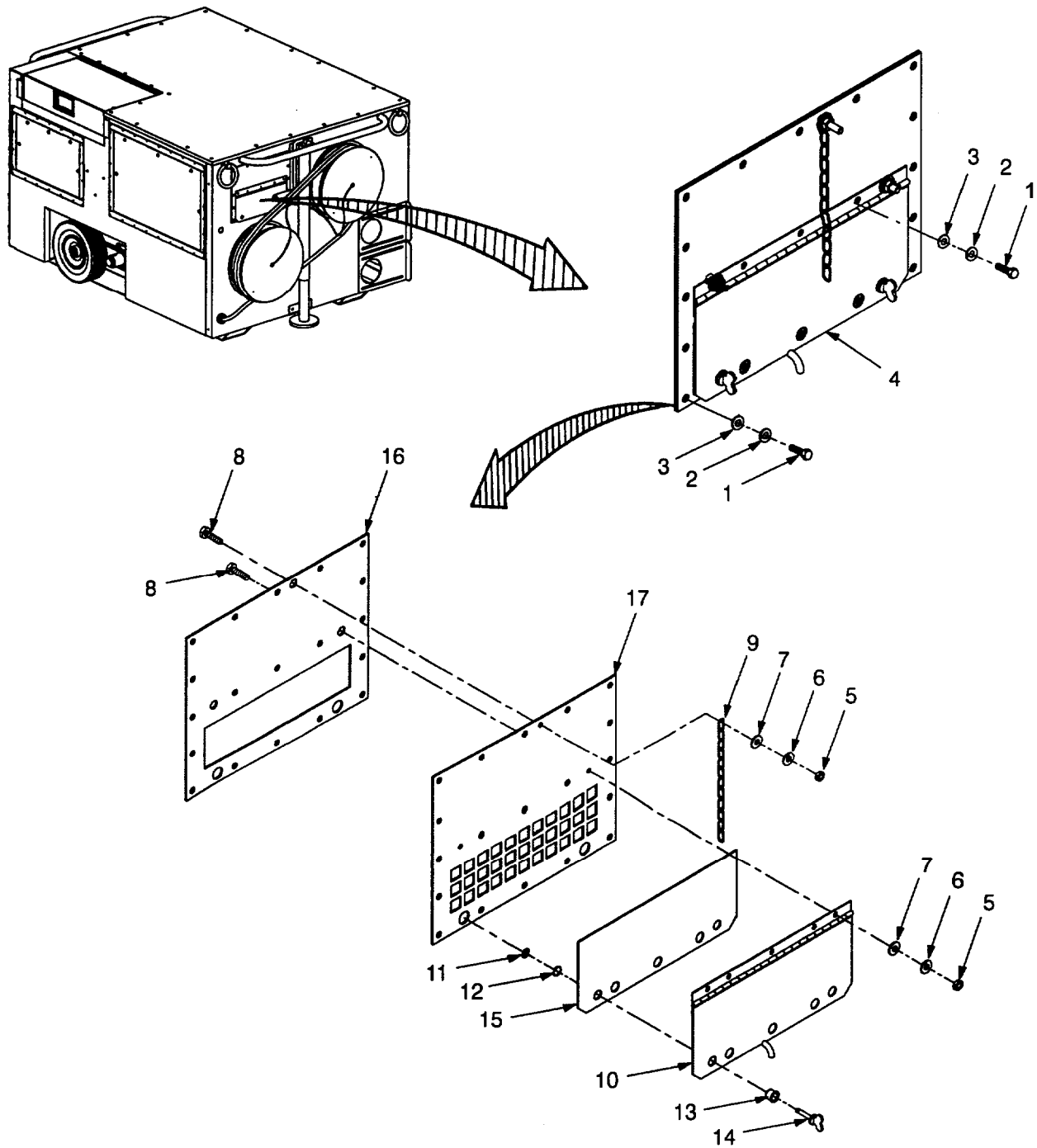


Figure 38. Air Damper Door Assembly.

(1) ITEM NO.	(2) SMR CODE	(3) NSN	(4) CAGEC	(5) PART NUMBER	(6) DESCRIPTION AND USABLE ON CODE (UOC)	(7) QTY
GROUP 12 GRILLE AND DAMPER						
FIG. 38 AIR DAMPER DOOR ASSEMBLY						
1	PAOZZ	5305-01-098-7194	96906	MS51849-68	SCREW,MACHINE .....	19
2	PAOZZ	5310-00-045-3296	96906	MS35338-43	WASHER,LOCK .....	19
3	PAOZZ	5310-00-809-8546	96906	MS27183-8	WASHER,FLAT .....	19
4	XB000		90598	60325-100	DOOR ASSEMBLY,DAMPER .....	1
5	PAOZZ	5310-00-934-9751	96906	MS35650-302	.NUT,PLAIN,HEXAGON .....	3
6	PAOZZ	5310-00-045-3296	96906	MS35338-43	.WASHER,LOCK .....	3
7	PAOZZ	5310-00-809-8546	96906	MS27183-8	.WASHER,FLAT .....	3
8	PAOZZ	5305-01-342-5174	96906	MS51849-74C	.SCREW,MACHINE .....	3
9	MOOZZ	4010-00-186-9413	90598	60327-1	.CHAIN,WELDLESS .....	1
					MAKE FROM P/N RRC271TYPE2CLASS2, CAGEC 81348, CUT 9.0 INCHES	
10	XBOZZ		90598	60326-100	.DOOR,DAMPER.....	1
11	PAOZZ	5310-00-984-0388	71286	4002-SW-SS	.WASHER,SPLIT .....	2
12	PAOZZ	5325-00-543-3388	71286	40G26-1	.RING,RETAINING .....	2
13	PAOZZ	5325-00-646-8092	71286	4002-0S	.EYELET,TURNLOCK FASTENER .....	2
14	PAOZZ	5325-00-559-7849	71286	4002-28S	.STUD ASSEMBLY,TURNLOCK .....	2
15	MOOZZ		90598	60328-1	.GASKET .....	1
					MAKE FROM P/N R411NPSA.125X1.00X100, CAGEC 86730,CUT TO FIT	
16	MOOZZ		90598	60329-1	.GASKET .....	1
					MAKE FROM P/N R411NPSA.190X1.00X100, CAGEC 86730, CUT TO FIT	
17	XBOZZ		90598	60324-1	.PLATE,COVER.....	1

END OF FIGURE

UNIT, DIRECT SUPPORT, AND GENERAL SUPPORT MAINTENANCE

ARMY SPACE HEATER H-140

SUPPORT AND BAR (CONTROL BOX)

REPAIR LIST

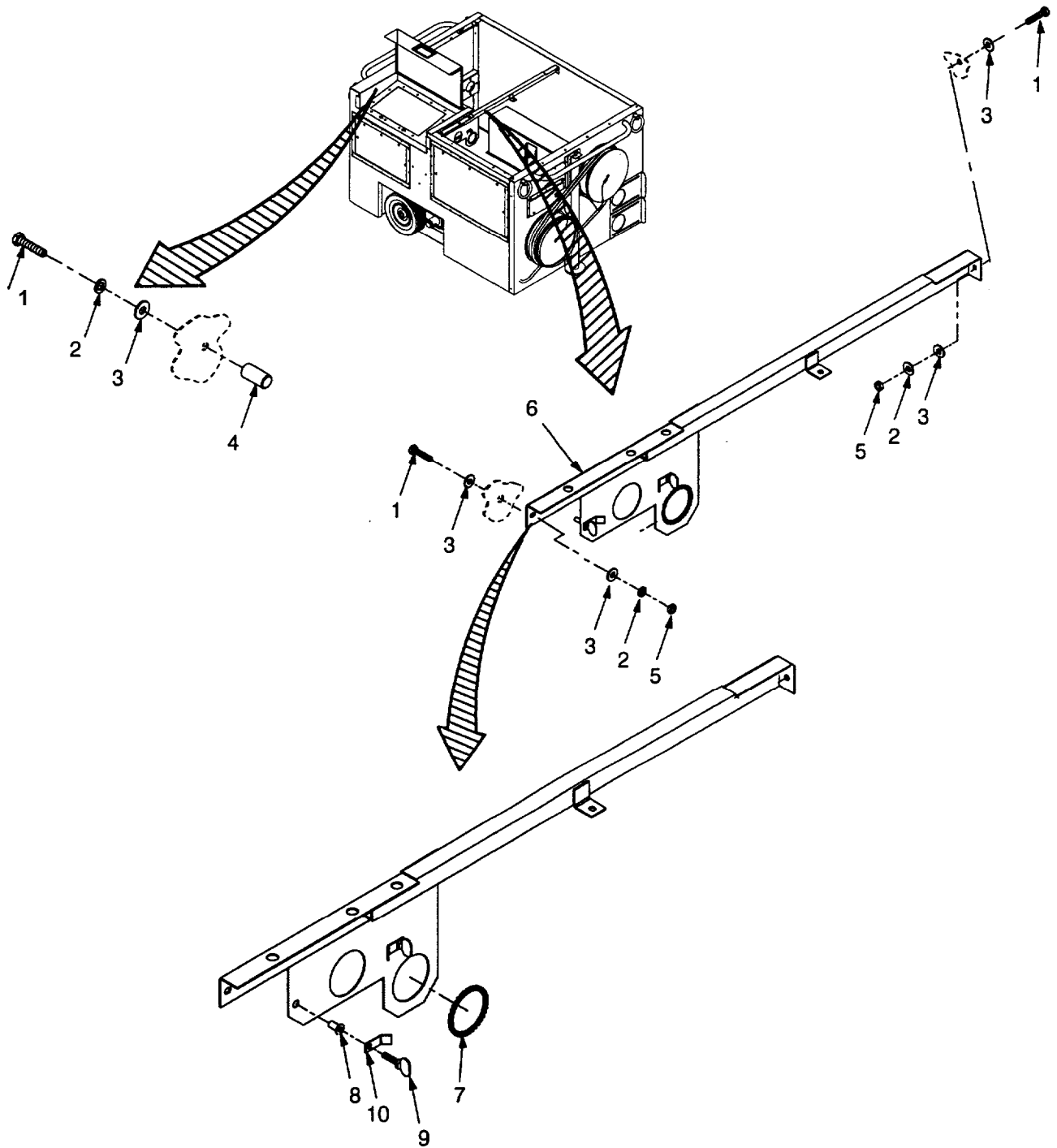


Figure 39. Support and Bar (Control Box).

(1) ITEM NO.	(2) SMR CODE	(3) NSN	(4) CAGEC	(5) PART NUMBER	(6) DESCRIPTION AND USABLE ON CODE (UOC)	(7) QTY
GROUP 13 EYEBOLT, TIEDOWN AND FRAME						
FIG. 39 SUPPORT AND BAR (CONTROL BOX)						
1	PAFZZ	5305-00-068-0502	96906	MS90725-6	SCREW,CAP,HEXAGON HEAD .....	4
2	PAFZZ	5310-00-582-5965	96906	MS35338-44	WASHER,LOCK .....	4
3	PAFZZ	5310-00-809-4058	96906	MS27183-10	WASHER,FLAT .....	7
4	XBFZZ		90598	60077-1	BAR,SPRING CLIP HOLDER .....	1
5	PAFZZ	5310-00-767-0445	96906	MS51971-2	NUT,PLAIN,HEXAGON.....	3
6	XB000		90598	60035-100	SUPPORT,CONTROL BOX.....	1
7	PAOZZ	5325-00-074-3301	96906	MS21266-2N	.GROMMET,NONMETALLIC .....	1
8	PAOZZ	5320-01-467-4627	0VK23	ITR25-165SD	.PIN-RIVET,THREADED .....	2
9	XBOZZ		90598	60046-100	.SCREW,WING .....	2
10	XBOZZ		90598	60047-1	.CLAMP,EXHAUST,ELBOW STORAGE .....	2
END OF FIGURE						

UNIT, DIRECT SUPPORT, AND GENERAL SUPPORT MAINTENANCE

ARMY SPACE HEATER H-140

TIE DOWN RING AND INFORMATION PLATES

REPAIR LIST

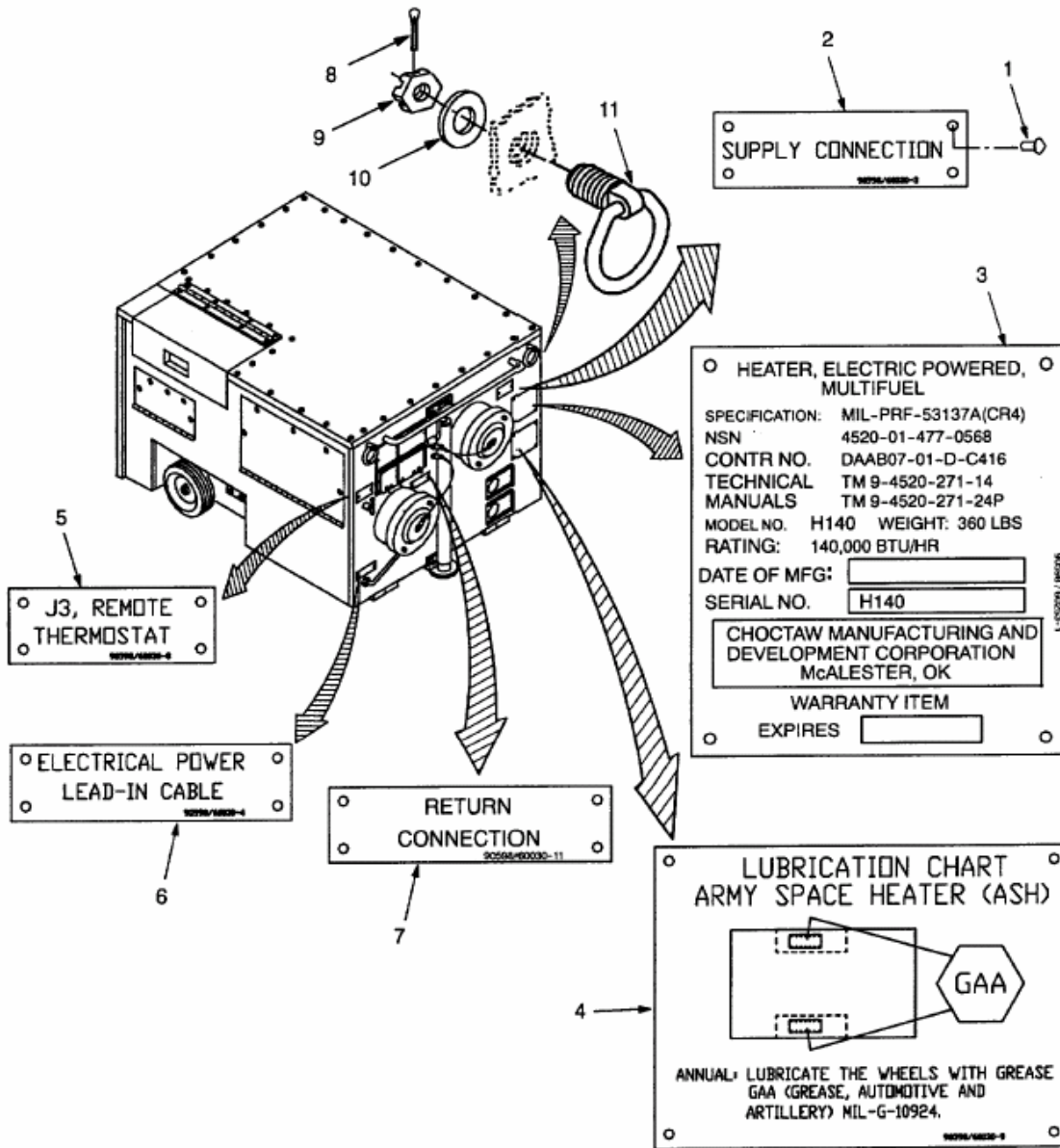


Figure 40. Tie Down Ring and Information Plates.

(1) ITEM NO.	(2) SMR CODE	(3) NSN	(4) CAGEC	(5) PART NUMBER	(6) DESCRIPTION AND USABLE ON CODE (UOC)	(7) QTY
GROUP 13 EYEBOLT, TIEDOWN AND FRAME						
FIG. 40 TIE DOWN RING AND INFORMATIONAL PLATES						
1	PAFZZ	5320-00-295-7924	06888	AD42H	RIVET,BLIND .....	16
2	XBFZZ		90598	60202-3	NAMEPLATE,.....	1
3	XBFZZ		90598	60253-1	SUPPLY CONNECTION PLATE,IDENTIFICATIC .....	1
4	XBFZZ		90598	60202-9	HEATER,ELECTRIC POWERED,MULTIFUEL NAMEPLATE,GREASE, .....	1
5	XBFZZ		90598	60202-10	LUBRICATION CHART NAMEPLATE,.....	1
6	XBFZZ		90598	60202-4	REMOTE THERMOSTAT, J3 NAMEPLATE,.....	1
7	XBFZZ		90598	60202-11	ELECTRICAL POWER LEAD-IN CABLE NAMEPLATE,.....	1
8	PAOZZ	5315-00-298-1481	90906	MS24665-357	RETURN CONNECTION PIN,COTTER .....	4
9	PAOZZ	5310-00-998-0608	96906	MS35692-61	NUT,PLAIN,SLOTTED,HEAD .....	4
10	PAOZZ	5310-00-809-8533	96906	MS27183-23	WASHER,FLAT .....	4
11	XBOZZ		90598	60223-1	RING,TIE DOWN.....	4
END OF FIGURE						

---

UNIT, DIRECT SUPPORT, AND GENERAL SUPPORT MAINTENANCE

ARMY SPACE HEATER II-140

CABINET ASSEMBLY

REPAIR LIST

---

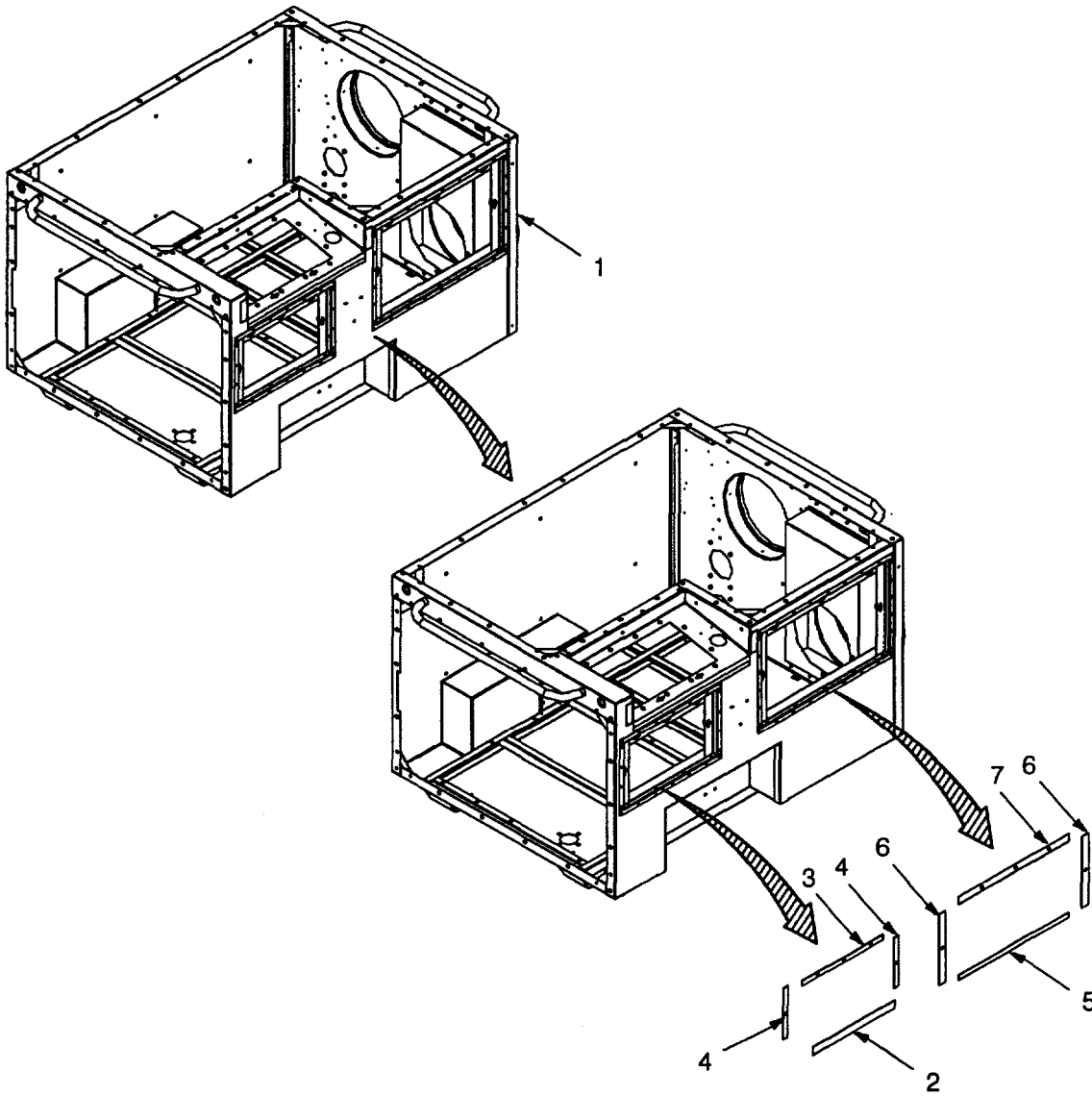


Figure 41. Cabinet Assembly (Sheet 1 of 3).



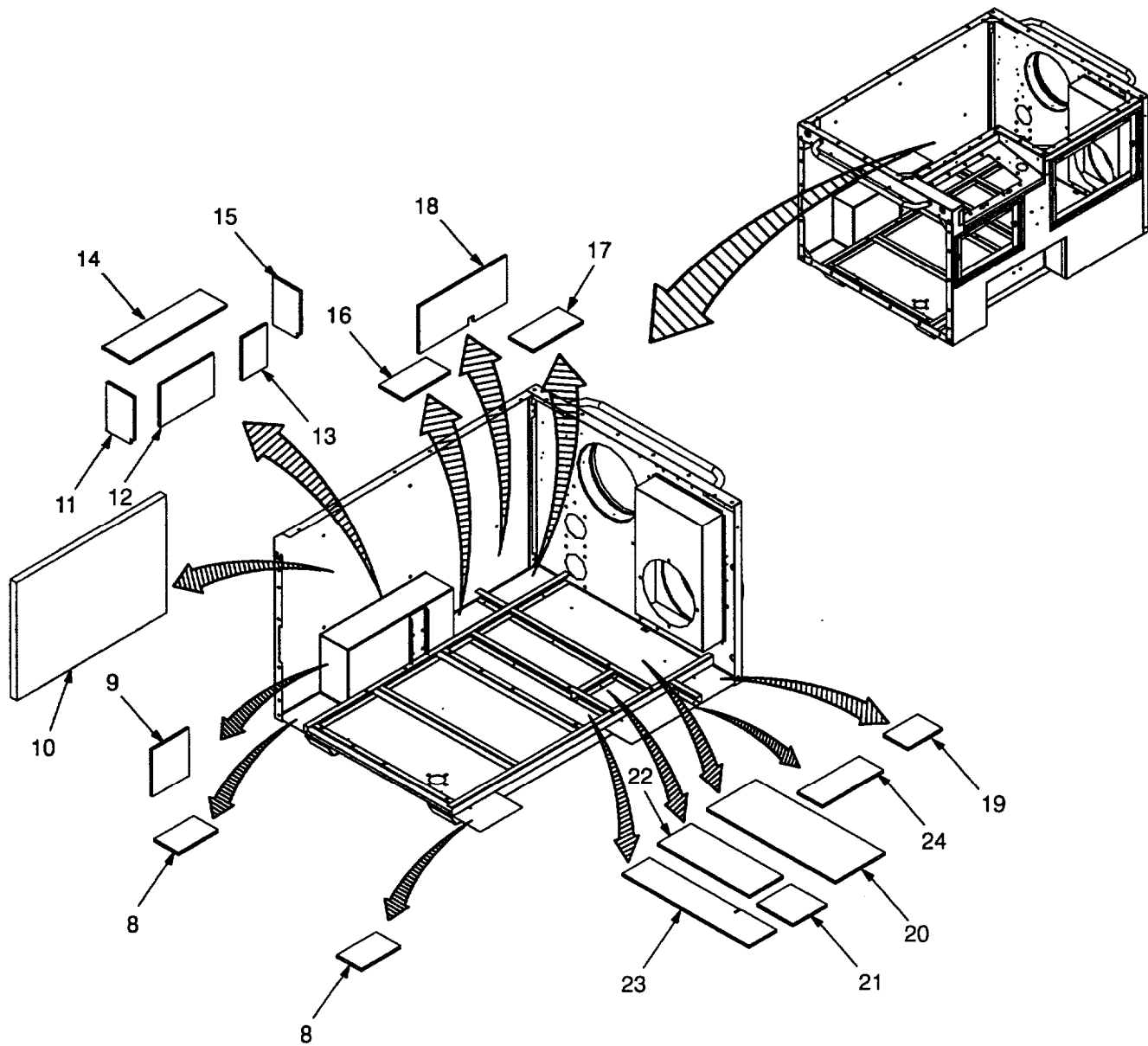


Figure 41. Cabinet Assembly (Sheet 2 of 3).

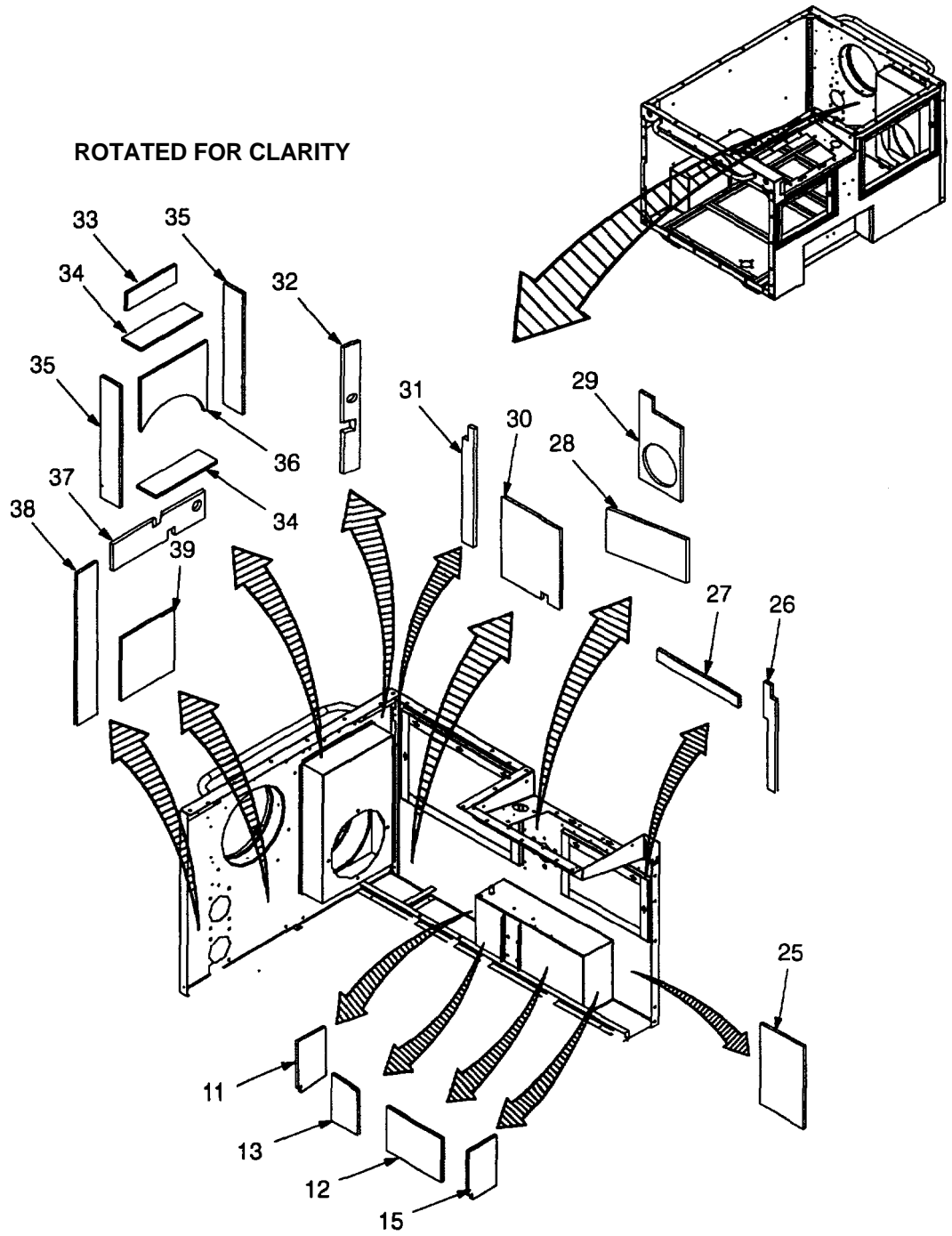


Figure 41. Cabinet Assembly (Sheet 3 of 3).

(1) ITEM NO.	(2) SMR CODE	(3) NSN	(4) CAGEC	(5) PART NUMBER	(6) DESCRIPTION AND USABLE ON CODE (UOC)	(7) QTY
GROUP 13 EYEBOLT, TIEDOWN AND FRAME						
FIG. 41 CABINET ASSEMBLY						
1	XBOFF		90598	60320-100	CABINET ASSEMBLY .....	1
2	MOOZZ		90598	60320-37	.INSULATION .....	1
					MAKE FROM P/N R411NPSA.125X1.50X100, CAGEC 86730, CUT TO FIT	
3	MOOZZ		90598	60320-39	.INSULATION .....	1
					MAKE FROM P/N R411NPSA.125X1.000X100, CAGEC 86730, CUT TO FIT	
4	MOOZZ		90598	60320-38	.INSULATION .....	2
					MAKE FROM P/N R411NPSA.125X1.000X100,CAGE 86730, CAGEC 86730, CUT TO FIT	
5	MOOZZ		90598	60320-40	.INSULATION .....	2
					MAKE FROM P/N R411NPSA.125X1.000X100, CAGEC 86730, CUT TO FIT	
6	MOOZZ		90598	60320-41	.INSULATION .....	2
					MAKE FROM P/N R411NPSA.125X1.50X100, CAGEC 86730, CUT TO FIT	
7	MOOZZ		90598	60320-42	.INSULATION .....	1
					MAKE FROM P/N R411NPSA.125X1.50X100, CAGEC 86730, CUT TO FIT	
8	MFFZZ		90598	60140-1	.INSULATION .....	2
					MAKE FROM P/N ENSOLITE TYPE MLC, CAGEC 00333, CUT TO FIT	
9	MFFZZ		90598	60140-11	.INSULATION .....	1
					MAKE FROM P/N ENSOLITE TYPE MLC, CAGEC 00333, CUT TO FIT	
10	MFFZZ		90598	60140-26	.INSULATION .....	1
					MAKE FROM P/N ENSOLITE TYPE MLC, CAGEC 00333, CUT TO FIT	
11	MFFZZ		90598	60182-1	.INSULATION .....	2
					MAKE FROM P/N ENSOLITE TYPE MLC, CAGEC 00333, CUT TO FIT	
12	MFFZZ		90598	60140-12	.INSULATION .....	2
					MAKE FROM P/N ENSOLITE TYPE MLC, CAGEC 00333, CUT TO FIT	
13	MFFZZ		90598	60140-13	.INSULATION .....	2
					MAKE FROM P/N ENSOUTE TYPE MLC, CAGEC 00333, CUT TO FIT	
14	MFFZZ		90598	60140-2	.INSULATION .....	1
					MAKE FROM P/N ENSOLITE TYPE MLC, CAGEC 00333, CUT TO FIT	
15	MFFZZ		90598	60182-2	.INSULATION .....	2
					MAKE FROM P/N ENSOLITE TYPE MLC, CAGEC 00333, CUT TO FIT	
16	MFFZZ		90598	60140-3	.INSULATION .....	1
					MAKE FROM P/N ENSOUTE TYPE MLC, CAGEC 00333, CUT TO FIT	
17	MFFZZ		90598	60140-4	.INSULATION .....	1
					MAKE FROM P/N ENSOLITE TYPE MLC, CAGEC 00333, CUT TO FIT	
18	MFFZZ		90598	60183-1	.INSULATION .....	1
					MAKE FROM P/N ENSOUTE TYPE MLC, CAGEC 00333, CUT TO FIT	

(1) ITEM NO.	(2) SMR CODE	(3) NSN	(4) CAGEC	(5) PART NUMBER	(6) DESCRIPTION AND USABLE ON CODE (UOC)	(7) QTY
GROUP 13 EYEBOLT, TIEDOWN AND FRAME						
FIG. 41 CABINET ASSEMBLY						
19	MFFZZ		90598	60140-10	.INSULATION ..... MAKE FROM P/N ENSOLITE TYPE MLC, CAGEC 00333, CUT TO FIT	1
20	MFFZZ		90598	60140-7	.INSULATION ..... MAKE FROM P/N ENSOLITE TYPE MLC, CAGEC 00333, CUT TO FIT	1
21	MFFZZ		90598	60140-8	.INSULATION ..... MAKE FROM P/N ENSOLITE TYPE MLC, CAGEC 00333, CUT TO FIT	1
22	MFFZZ		90598	60140-6	.INSULATION ..... MAKE FROM P/N ENSOLITE TYPE MLC, CAGEC 00333, CUT TO FIT	1
23	MFFZZ		90598	60181-1	.INSULATION ..... MAKE FROM P/N ENSOLITE TYPE MLC, CAGEC 00333, CUT TO FIT	1
24	MFFZZ		90598	60140-9	.INSULATION ..... MAKE FROM P/N ENSOLITE TYPE MLC, CAGEC 00333, CUT TO FIT	1
25	MFFZZ		90598	60140-19	.INSULATION ..... MAKE FROM P/N ENSOLITE TYPE MLC, CAGEC 00333, CUT TO FIT	1
26	MFFZZ		90598	60170-1	.INSULATION ..... MAKE FROM P/N ENSOLITE TYPE MLC, CAGEC 00333, CUT TO FIT	1
27	MFFZZ		90598	60140-18	.INSULATION ..... MAKE FROM P/N ENSOLITE TYPE MLC, CAGEC 00333, CUT TO FIT	1
28	MFFZZ		90598	60140-20	.INSULATION ..... MAKE FROM P/N ENSOLITE TYPE MLC, CAGEC 00333, CUT TO FIT	1
29	MFFZZ		90598	60171-2	.INSULATION ..... MAKE FROM P/N ENSOLITE TYPE MLC, CAGEC 00333, CUT TO FIT	1
30	MFFZZ		90598	60187-1	.INSULATION ..... MAKE FROM P/N ENSOLITE TYPE MLC, CAGEC 00333, CUT TO FIT	1
31	MFFZZ		90598	60186-1	.INSULATION ..... MAKE FROM P/N ENSOLITE TYPE MLC, CAGEC 00333, CUT TO FIT	1
32	MFFZZ		90598	60184-1	.INSULATION ..... MAKE FROM P/N ENSOLITE TYPE MLC, CAGEC 00333, CUT TO FIT	1
33	MFFZZ		90598	60140-22	.INSULATION ..... MAKE FROM P/N ENSOLITE TYPE MLC, CAGEC 00333, CUT TO FIT	1
34	MFFZZ		90598	60140-15	.INSULATION ..... MAKE FROM P/N ENSOLITE TYPE MLC, CAGEC 00333, CUT TO FIT	2
35	MFFZZ		90598	60140-23	.INSULATION ..... MAKE FROM P/N ENSOLITE TYPE MLC, CAGEC 00333, CUT TO FIT	2
36	MFFZZ		90598	60190-1	.INSULATION ..... MAKE FROM P/N ENSOLITE TYPE MLC, CAGEC 00333, CUT TO FIT	1

(1) ITEM NO.	(2) SMR CODE	(3) NSN	(4) CAGEC	(5) PART NUMBER	(6) DESCRIPTION AND USABLE ON CODE (UOC)	(7) QTY
GROUP 13 EYEBOLT, TIEDOWN AND FRAME						
FIG. 41 CABINET ASSEMBLY						
37	MFFZZ		90598	60185-1	.INSULATION..... MAKE FROM P/N ENSOUTE TYPE MLC, CAGEC 00333, CUT TO FIT	1
38	MFFZZ		90598	60140-24	.INSULATION ..... MAKE FROM P/N ENSOLITE TYPE MLC, CAGEC 00333, CUT TO FIT	1
39	MFFZZ		90598	60140-25	.INSULATION ..... MAKE FROM P/N ENSOUTE TYPE MLC, CAGEC 00333, CUT TO FIT	1
END OF FIGURE						

---

UNIT, DIRECT SUPPORT, AND GENERAL SUPPORT MAINTENANCE  
ARMY SPACE HEATER H-140  
FRAME ASSEMBLY  
REPAIR LIST

---

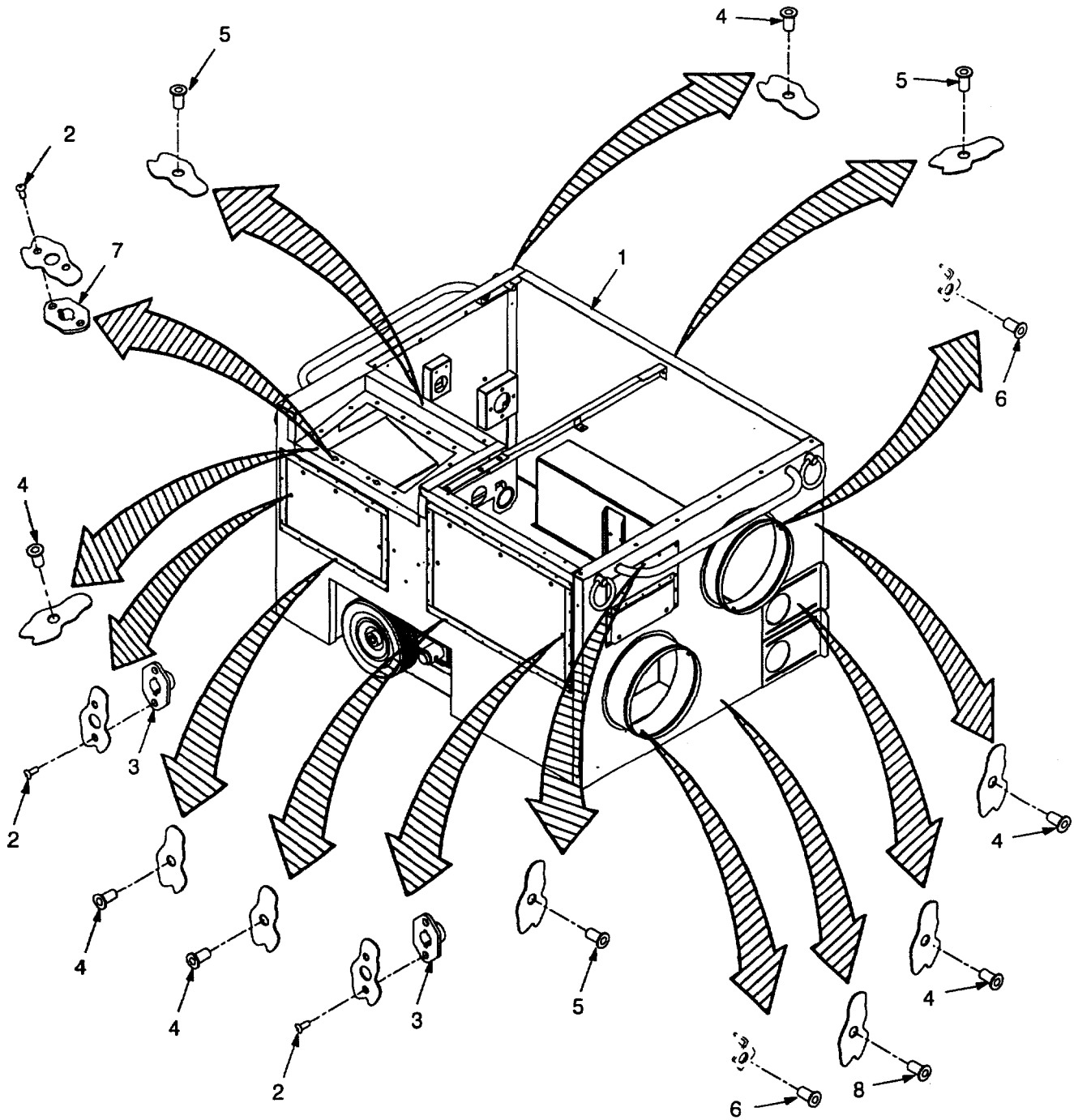


Figure 42. Frame Assembly.

(1) ITEM NO.	(2) SMR CODE	(3) NSN	(4) CAGEC	(5) PART NUMBER	(6) DESCRIPTION AND USABLE ON CODE (UOC)	(7) QTY
GROUP 13 EYEBOLT, TIEDOWN AND FRAME						
FIG. 42 FRAME ASSEMBLY						
1	XBFFF		90598	60315-100	.FRAME ASSEMBLY .....	1
2	XBFZZ	5320-00-143-6149	07707	AK43H	..RIVET,BLIND .....	28
3	PAFZZ	5325-00-141-3291	71286	244-16S	..RECEPTACLE,TURNLOCK .....	12
4	PAFZZ	5310-01-467-4627	3H464	ITR25-165SD	..PIN-RIVET,THREADED .....	61
5	PAFZZ	5320-01-467-4309	3H464	ITR10-130SD	..NUT,PLAIN,BLIND RIVET .....	23
6	PAFZZ	5310-00-225-4680	03481	A10K80	..NUT,PLAIN,BLIND RIVET .....	4
7	PAFZZ	5325-00-639-7264	71286	244-16C	..RECEPTACLE,TURNLOCK .....	2
8	PAFZZ	5310-01-198-1722	19207	12339998-13	..NUT,PLAIN,BLIND RIVET .....	5
END OF FIGURE						

UNIT, DIRECT SUPPORT, AND GENERAL SUPPORT MAINTENANCE

ARMY SPACE HEATER H-140

HANDBOOK COMPARTMENT

REPAIR LIST

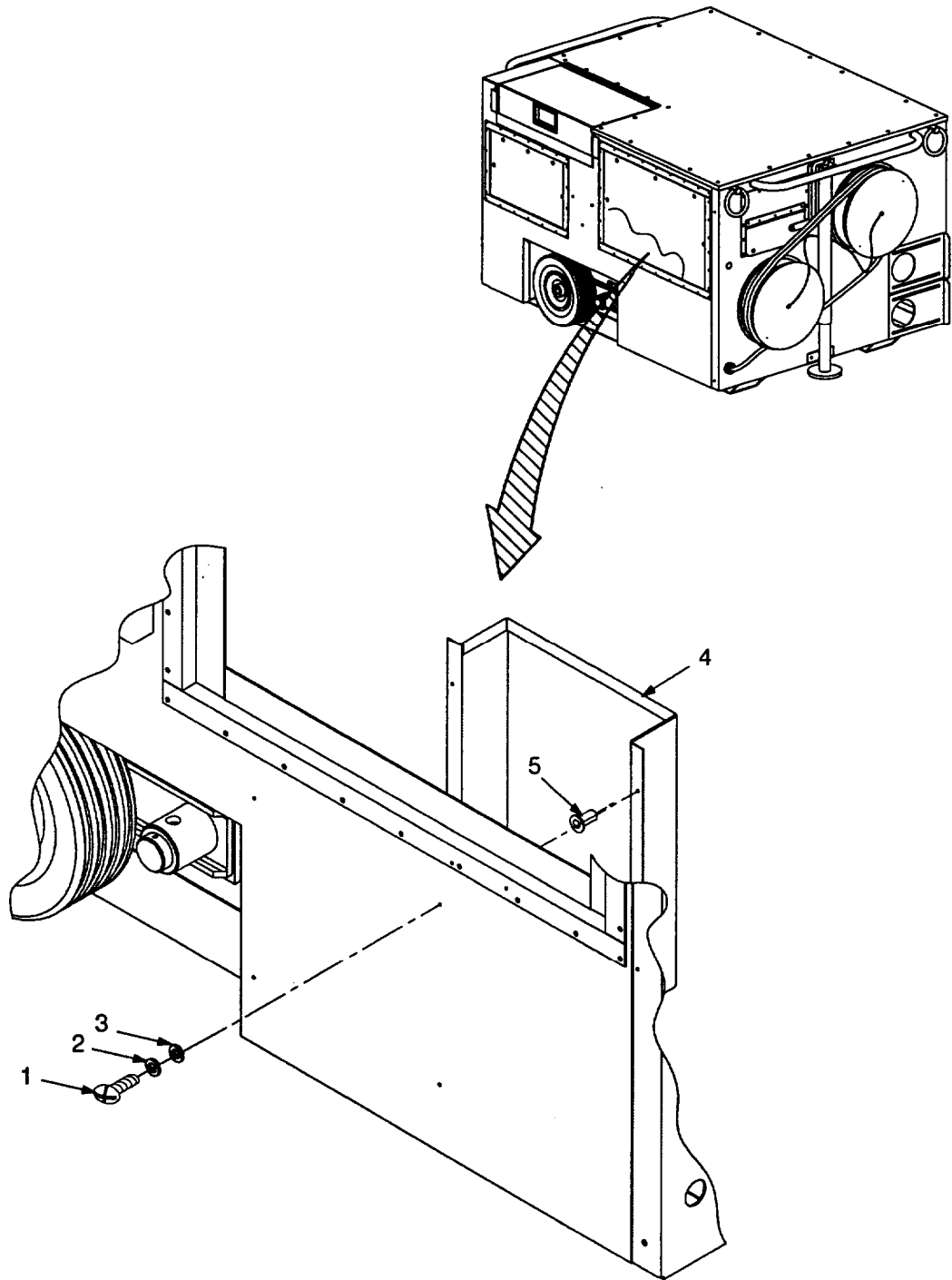


Figure 43. Handbook Compartment.



(1) ITEM NO.	(2) SMR CODE	(3) NSN	(4) CAGEC	(5) PART NUMBER	(6) DESCRIPTION AND USABLE ON CODE (UOC)	(7) Qty
					GROUP 13 EYEBOLT, TIEDOWN AND FRAME	
					FIG. 43 HANDBOOK COMPARTMENT	
1	PAFZZ	5305-01-006-2052	96906	MS51849-65	SCREW,MACHINE .....	4
2	PAFZZ	5310-00-045-3296	96906	MS35338-43	WASHER, LOCK .....	4
3	PAFZZ	5310-00-809-8546	96906	MS27183-8	WASHER, FLAT .....	4
4	XBFFF		90598	60875-100	COMPARTMENT,HANDBOOK .....	1
5	PAFZZ	5320-01-467-4309	3H464	ITR10-130SD	.PIN-RIVET,THREADED .....	4
					END OF FIGURE	

UNIT, DIRECT SUPPORT, AND GENERAL SUPPORT MAINTENANCE  
 ARMY SPACE HEATER H-140  
 CHEMICAL BIOLOGICAL PROTECTIVE KIT  
 REPAIR LIST

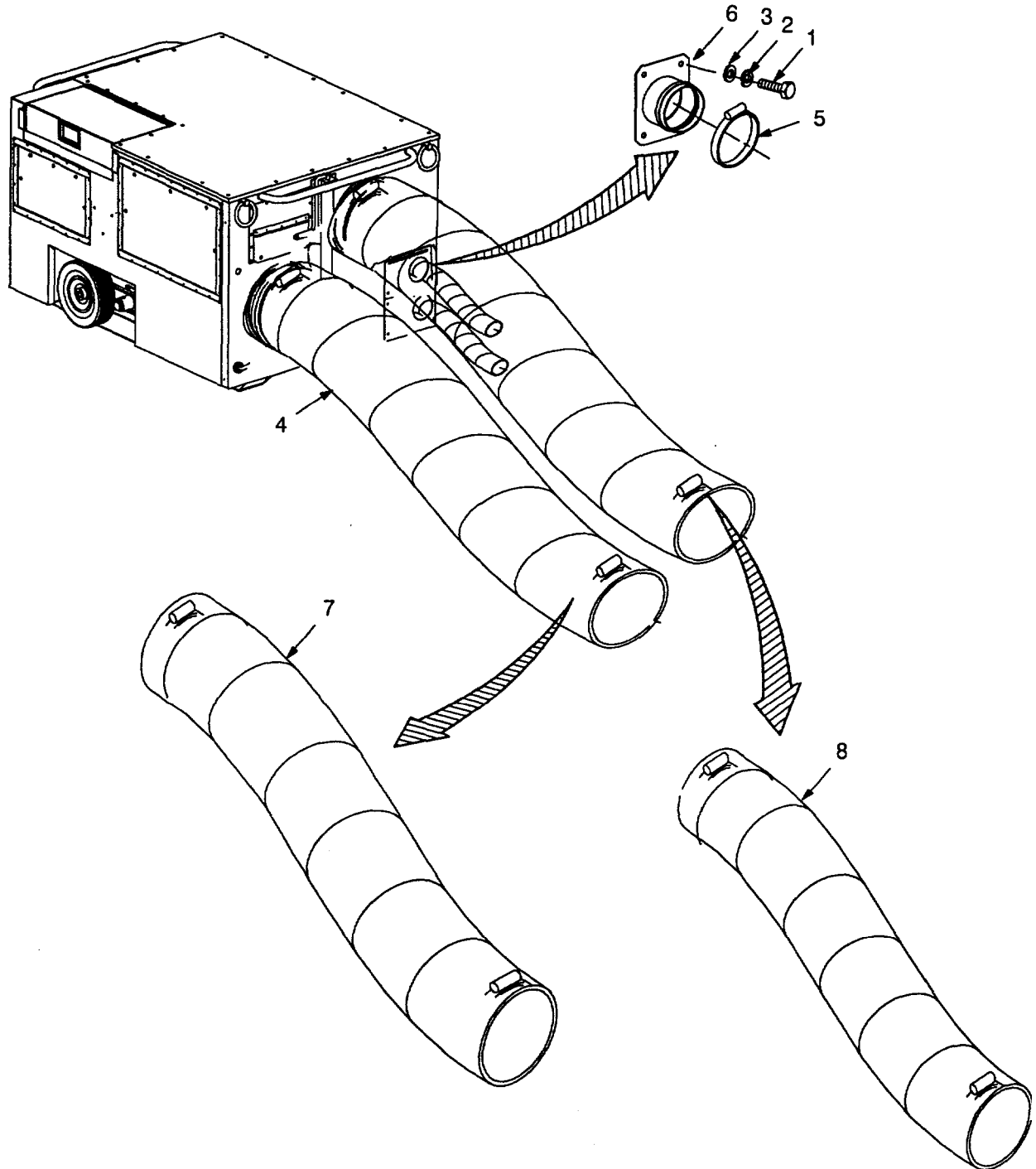


Figure 44. Chemical Biological Protective Kit

(1) ITEM NO.	(2) SMR CODE	(3) NSN	(4) CAGEC	(5) PART NUMBER	(6) DESCRIPTION AND USABLE ON CODE (UOC)	(7) QTY
					GROUP 14 ADAPTER ASSEMBLY, INTERFACE DEVICE (CHEMICAL BIOLOGICAL PROTECTIVE KIT)	
					FIG. 44 ADAPTER ASSEMBLY, INTERFACE DEVICE (CHEMICAL BIOLOGICAL PROTECTIVE KIT)	
1	PAOZZ	5305-00-225-3839	96906	MS90725-8	SCREW,MACHINE .....	8
2	PAOZZ	5310-00-582-5965	96906	MS35338-44	WASHER,LOCK.....	8
3	PAOZZ	5310-00-809-4058	96906	MS27183-10	WASHER,FLAT .....	8
4	KT000	4920-01-479-5383	90598	60872-100	ADAPTER ASSEMBLY,INTERFACE DEVICE ..... (CHEMICAL BIOLOGICAL PROTECTIVE KIT) (AUTHORIZATION REQUIRED)	1
5*	PAOZZ	4730-00-908-6293	96906	MS35842-15	.CLAMP .....	2
6*	XBFZZ		90598	60871-100	.ADAPTER .....	2
7*	PAOZZ		90598	60879-1	.HOSE, AIR DUCT .....	1
8*	PAOZZ		90598	60878-1	.HOSE, AIR DUCT .....	1
					* ITEMS 5,6,7 AND 8 PART OF ADAPTER ASSEMBLY, INTERFACE DEVICE (CHEMICAL BIOLOGICAL PROTECTIVE KIT)	
END OF FIGURE						



(1) ITEM NO.	(2) SMR CODE	(3) NSN	(4) CAGEC	(5) PART NUMBER	(6) DESCRIPTION AND USABLE ON CODE (UOC)	(7) QTY
GROUP 15 BULK ITEMS						
FIG. 45 BULK ITEMS						
1	PAOZZ	6145-00-865-2058	16428	8663	BRAID,WIRE .....	1
2	PAFZZ	6145-00-548-2920	16428	8669	BRAID,WIRE .....	1
3	PAOZZ	6145-00-519-1333	81349	CO-03H0F(3/12) 0635	CABLE,POWER,ELECTRICAL .....	1
4	PAOZZ	6145-00-023-6630	81349	CO-O8HOF(8/18) 0600	CABLE,POWER,ELECTRICAL .....	1
5	PAOZZ	4010-00-186-9413	81348	RRC271TYPE2 CLASS2	CHAIN,WELDLESS .....	1
6	PAOZZ		39428	3603T76	CHAIN,WELDLESS .....	1
7	PAOZZ		OAMD8	GORE-TEX	GASKET .....	1
8	PAOZZ		96906	MS20257C2-1400	HINGE,BUTT .....	1
9	PAOZZ	5340-00-818-2064	96906	MS20257C2-4800	HINGE,BUTT .....	1
10	PAOZZ	5340-00-282-3745	96906	MS20257C3-4800	HINGE,BUTT .....	1
11	PAOZZ	4720-01-399-5523	39428	5510K23	HOSE,AIR DUCT .....	1
12	PAOZZ		00333	ENSOLITE TYPE MLC	INSULATION .....	1
13	PAOZZ	5970-00-954-1624	81349	M23053/5-107-0	INSULATION SLEEVING .....	1
14	PAOZZ	5970-00-914-3118	81349	M23053/5-109-0	INSULATION SLEEVING .....	1
15	PAOZZ	5970-00-927-9560	81349	M23053/2-204-0	INSULATION SLEEVING .....	1
16	PAOZZ	4010-00-575-6233	39428	8930T33	ROPE,WIRE .....	1
17	PAOZZ	9320-01-411-7397	81349	MIL- R-6855CL1GR50	RUBBER SHEET,SOLID .....	1
18	PAOZZ	9320-01-399-3000	2P653	08320116	RUBBER SHEET,SOLID .....	1
19	PAOZZ	9320-01-409-1302	81349	MI L- R -6130 TY2GRA	RUBBER STRIP .....	1
20	PAOZZ	5330-01-413-2056	86730	R411NPSA.125X 1.00X1.00	RUBBER STRIP .....	1
21	PAOZZ	5330-01-412-1879	86730	R411NPSA.125X 1.50X1.00	RUBBER STRIP .....	1
22	PAOZZ		86730	R411NPSA.190X 1.00X100	RUBBER STRIP .....	1
23	PAOZZ		86730	R411NPSA.62X 1.00X2.00	RUBBER STRIP .....	1
24	PAOZZ	5950-01-318-5455	34899	2643540002	SHIELDING BEAD,ELECTRICAL.....	1
25	PAOZZ		81346	ASTM B280-83,.1880DX .030WALL	TUBE,METALLIC.....	1
26	PAOZZ		81346	ASTM B280-83,.2500DX .030WALL	TUBE,METALLIC.....	1
27	PAOZZ		81346	ASTM B280-83,3750DX .032WALL	TUBE,METALLIC.....	1
28	PAOZZ	4720-01-483-4423	86228	AAB00037	TUBING,NONMETALLIC .....	1
29	PAOZZ	4720-00-472-7095	30327	44-P YELLOW	TUBING,NONMETALLIC .....	1
30	PAOZZ		81349	MIL-W-22759/16- 16-9	WIRE,ELECTRICAL .....	1
31	PAOZZ	6145-00-044-3579	81349	M5086/1-12-0	WIRE,ELECTRICAL .....	1
32	PAOZZ	6145-01-276-7547	81349	M5086/1-12-5	WIRE,ELECTRICAL .....	1
33	PAOZZ	6145-00-578-7521	81349	M5086/1-12-9	WIRE,ELECTRICAL .....	1
34	PAOZZ	6145-00-578-6072	81349	M5086/1-16-9	WIRE,ELECTRICAL .....	1
35	PAOZZ		57003	01-0604-1756	WIRE,MESH .....	1
END OF FIGURE						



**UNIT, DIRECT SUPPORT, AND GENERAL SUPPORT MAINTENANCE**  
**ARMY SPACE HEATER H-140**  
**NATIONAL STOCK NUMBER INDEX**

STOCK NUMBER	FIG.	ITEM	STOCK NUMBER	FIG.	ITEM
5310-00-003-9174	37	6	5310-00-081-4219	22	11
5975-00-007-2072	27	19	5305-00-088-9520	31	8
4730-00-011-8537	21	2	5935-00-111-2972	35	13
4730-00-011-8537	21	6	5975-00-111-3208	33	7
4730-00-011-8539	17	8	5975-00-111-3208	34	2
4730-00-011-8539	22	5	5940-00-113-8184	35	8
4730-00-012-7951	22	8	5940-00-113-9824	9	8
5310-00-014-5850	9	6	5940-00-115-2674	27	14
6145-00-023-6630	45	4	5320-00-140-4965	7	1
6145-00-044-3579	45	31	5325-00-141-3291	5	52
5310-00-045-3296	3	2	5325-00-141-3291	42	3
5310-00-045-3296	9	2	5940-00-143-4771	32	53
5310-00-045-3296	12	10	5940-00-143-4774	12	6
5310-00-045-3296	12	34	5940-00-143-4774	25	17
5310-00-045-3296	14	10	5940-00-143-4774	25	24
5310-00-045-3296	18	14	5940-00-143-4774	25	26
5310-00-045-3296	32	5	5940-00-143-4774	27	26
5310-00-045-3296	32	10	5940-00-143-4775	33	2
5310-00-045-3296	38	2	5940-00-143-4777	1	6
5310-00-045-3296	38	6	5940-00-143-4777	6	13
5310-00-045-3296	43	2	5940-00-143-4777	7	13
5310-00-045-3299	27	8	5940-00-143-4777	8	6
5310-00-045-3299	32	26	5940-00-143-4777	27	32
5305-00-054-6650	11	12	5940-00-143-4777	28	6
5305-00-054-6650	31	16	5940-00-143-4777	33	3
5305-00-054-6671	13	7	5940-00-143-4780	30	22
5315-00-059-0491	37	5	5940-00-143-4780	30	27
5305-00-059-7694	18	13	5940-00-143-4794	1	7
5340-00-067-3868	25	13	5940-00-143-4794	6	12
5305-00-068-0502	10	3	5940-00-143-4794	8	7
5305-00-068-0502	18	1	5940-00-143-4794	7	12
5305-00-068-0502	19	1	5940-00-143-4794	30	23
5305-00-068-0502	20	1	5320-00-143-6149	5	51
5305-00-068-0502	23	2	5320-00-143-6149	32	16
5305-00-068-0502	25	5	5320-00-143-6149	42	2
5305-00-068-0502	25	14	4010-00-186-9413	38	9
5305-00-068-0502	39	1	4010-00-186-9413	45	5
5305-00-068-0508	4	1	5315-00-187-9528	24	3
5305-00-068-0508	5	5	4730-00-193-2707	21	18
5305-00-068-0508	26	4	5940-00-204-8966	32	52
5305-00-071-2505	25	4	5940-00-204-8966	35	10
5305-00-071-2505	26	6	4730-00-222-1837	21	15
5325-00-074-3301	39	7	5975-00-223-7543	32	55
5340-00-079-7837	14	3	5975-00-223-7543	33	5
5310-00-081-4219	20	7	5975-00-223-7543	35	12

**UNIT, DIRECT SUPPORT, AND GENERAL SUPPORT MAINTENANCE**  
**ARMY SPACE HEATER H-140**  
**NATIONAL STOCK NUMBER INDEX**

STOCK NUMBER	FIG.	ITEM	STOCK NUMBER	FIG	ITEM
5305-00-225-3839	5	15	5310-00-322-5677	4	3
5305-00-225-3839	8	1	5310-00-322-5677	5	7
5305-00-225-3839	12	3	5310-00-322-5677	26	3
5305-00-225-3839	44	1	5310-00-322-5677	27	3
5310-00-225-4680	42	6	5310-00-322-5677	31	3
5306-00-225-8498	20	8	5310-00-322-5965	8	2
5306-00-225-9088	23	9	5310-00-322-5965	18	2
5306-00-226-4825	5	1	5310-00-322-5965	19	2
5306-00-226-4835	22	12	5310-00-322-5965	20	2
9340-00-230-0441	29	1	5310-00-322-5965	23	3
5940-00-230-0515	12	5	5310-00-322-5965	25	2
5940-00-230-0515	30	28	5310-00-322-5965	30	2
5315-00-236-8363	37	1	5310-00-322-5965	36	2
5330-00-248-3840	11	7	5310-00-322-5965	39	2
4730-00-254-6211	18	10	5310-00-322-5965	44	2
5940-00-259-4873	32	30	5305-00-325-3839	36	1
5940-00-259-4878	12	19	5320-00-332-4747	5	39
4730-00-263-2733	21	12	4730-00-334-7840	16	3
5325-00-263-6632	30	39	5940-00-341-4224	12	13
5325-00-263-6632	32	38	3200-00-343-5435	32	1
4730-00-266-0531	14	7	4730-00-366-3011	21	4
4730-00-266-0531	21	16	4730-00-366-3011	22	3
4730-00-266-0533	21	19	5310-00-407-9566	20	6
4730-00-266-0538	5	26	5310-00-407-9566	22	10
6240-00-266-9940	11	20	5310-00-407-9566	37	10
6240-00-266-9940	32	21	5320-00-409-6841	3	10
5305-00-269-3213	24	1	4720-00-472-7095	45	29
5925-00-270-3998	11	8	5935-00-500-5008	35	2
5325-00-276-6100	28	4	6145-00-519-1333	45	3
5325-00-276-6101	28	12	5310-00-543-2410	35	4
4730-00-278-3848	21	8	5325-00-543-3388	5	44
5340-00-282-3745	45	10	5325-00-543-3388	6	7
5940-00-283-5280	12	50	5325-00-543-3388	7	7
5940-00-283-5280	27	25	5325-00-543-3388	13	2
5940-00-283-5280	28	5	5325-00-543-3388	38	12
4730-00-287-0706	14	8	6145-00-548-2920	45	2
4730-00-287-1603	21	10	5310-00-550-1130	12	2
4730-00-288-9938	21	9	5940-00-557-1629	35	9
5325-00-291-9366	28	1	5310-00-559-0070	6	10
5320-00-295-7924	40	1	5310-00-559-0070	7	10
5320-00-295-9924	5	35	5310-00-559-0070	15	5
5340-00-297-0312	19	7	5325-00-559-7849	6	6
5340-00-297-0312	23	5	5325-00-559-7849	7	6
5315-00-298-1481	40	8	5325-00-559-7849	38	14
5950-00-318-5455	45	24	4010-00-575-6233	45	16



**UNIT, DIRECT SUPPORT, AND GENERAL SUPPORT MAINTENANCE**  
**ARMY SPACE HEATER H-140**  
**NATIONAL STOCK NUMBER INDEX**

STOCK NUMBER	FIG.	ITEM	STOCK NUMBER	FIG.	ITEM
5310-00-576-5752	11	4	5310-00-809-4058	8	3
5310-00-576-5752	30	7	5310-00-809-4058	18	3
5310-00-576-5752	30	13	5310-00-809-4058	19	3
5310-00-576-5752	30	20	5310-00-809-4058	23	4
6145-00-578-6072	45	34	5310-00-809-4058	25	3
6145-00-578-7521	45	33	5310-00-809-4058	25	11
5310-00-579-0079	11	10	5310-00-809-4058	30	3
5310-00-579-0079	12	17	5310-00-809-4058	36	3
5310-00-582-5965	5	17	5310-00-809-4058	39	3
5310-00-582-5965	25	10	5310-00-809-4058	44	3
5365-00-598-5416	33	10	5310-00-809-4061	13	6
5310-00-619-1148	5	10	5310-00-809-8533	40	10
5310-00-625-5756	23	8	5310-00-809-8544	32	27
5310-00-625-5756	37	11	5310-00-809-8546	3	3
5310-00-638-2605	5	29	5310-00-809-8546	9	3
5325-00-639-7264	42	7	5310-00-809-8546	12	11
5975-00-642-7261	12	7	5310-00-809-8546	12	35
5325-00-646-8092	5	46	5310-00-809-8546	14	11
5325-00-646-8092	6	8	5310-00-809-8546	15	6
5325-00-646-8092	7	8	5310-00-809-8546	18	21
5325-00-646-8092	13	4	5310-00-809-8546	26	5
5325-00-646-8092	38	13	5310-00-809-8546	30	8
5930-00-683-1626	11	<b>24</b>	5310-00-809-8546	32	6
5340-00-702-2848	25	12	5310-00-809-8546	32	11
5305-00-702-4523	30	4	5310-00-809-8546	38	3
5310-00-722-5998	11	11	5310-00-809-8546	38	7
5310-00-722-5998	12	28	5310-00-809-8546	43	3
5310-00-722-5998	12	42	5340-00-818-2064	45	9
5310-00-722-5998	31	18	5365-00-820-4535	34	5
5305-00-724-5849	31	24	4730-00-828-0171	21	13
5305-00-724-5851	31	14	5325-00-839-2277	13	3
5310-00-727-8353	32	33	5310-00-852-8593	5	8
4730-00-732-1883	12	8	5310-00-855-1102	27	1
5310-00-761-6882	12	1	5310-00-855-1102	31	1
5310-00-761-6882	26	1	6645-00-864-6794	11	1
5310-00-761-6882	27	34	6145-00-865-2058	45	1
5310-00-761-6882	30	1	5310-00-877-5797	9	5
5305-00-765-4257	31	6	5310-00-877-5797	18	20
5310-00-767-0445	5	16	5310-00-880-5978	27	9
5310-00-767-0445	25	1	4730-00-882-6942	15	3
5310-00-767-0445	25	9	5320-00-882-8388	3	7
5310-00-767-0445	37	9	5320-00-882-8388	35	1
5310-00-767-0445	39	5	5340-00-886-7226	3	11
5310-00-768-0321	20	5	5305-00-889-3001	12	18
5325-00-803-5773	5	45	4730-00-900-3296	31	27

**UNIT, DIRECT SUPPORT, AND GENERAL SUPPORT MAINTENANCE**  
**ARMY SPACE HEATER H-140**  
**NATIONAL STOCK NUMBER INDEX**

STOCK NUMBER	FIG.	ITEM	STOCK NUMBER	FIG.	ITEM
4730-00-902-8991	18	11	5320-00-956-7355	8	5
4730-00-902-8991	22	7	5320-00-956-7355	13	8
4730-00-908-3194	10	1	5320-00-956-7362	6	3
4730-00-908-3194	28	2	5320-00-956-7362	7	3
4730-00-908-6292	25	6	5310-00-957-3582	32	36
4730-00-908-6293	44	5	5320-00-957-3582	32	45
5970-00-914-3118	45	14	4730-00-969-6941	17	2
4730-00-919-1803	5	33	5310-00-974-6623	5	2
5970-00-927-9560	45	15	5310-00-982-6580	20	3
5310-00-929-6395	12	41	5310-00-982-6814	13	5
5310-00-929-6395	31	17	5305-00-983-6730	35	3
5320-00-932-1972	5	47	5310-00-984-0388	5	43
5320-00-932-1972	13	11	5310-00-984-0388	6	5
5305-00-932-5254	37	12	5310-00-984-0388	7	5
5305-00-932-5450	11	17	5310-00-984-0388	38	11
5305-00-932-5450	12	29	5310-00-984-3806	23	7
5305-00-932-5450	12	39	5305-00-984-4988	11	9
5310-00-933-8120	5	9	5305-00-984-6193	6	11
5310-00-933-8120	31	2	5305-00-984-6193	15	7
5310-00-933-8120	31	12	5305-00-984-6193	27	10
5310-00-933-8121	4	2	5305-00-984-6195	7	11
5310-00-933-8121	5	6	5975-00-984-6582	12	45
5310-00-933-8121	10	4	5305-00-989-7435	9	7
5310-00-933-8121	26	2	4730-00-990-8840	15	2
5310-00-934-9747	11	16	5305-00-993-1851	11	5
5310-00-934-9747	12	16	5305-00-993-1851	12	12
5310-00-934-9747	12	40	5310-00-993-9268	32	34
5310-00-934-9747	32	32	5310-00-998-0608	22	9
5310-00-934-9751	9	11	5310-00-998-0608	40	9
5310-00-934-9751	11	3	5305-01-006-2052	12	21
5310-00-934-9751	12	9	5305-01-006-2052	30	6
5310-00-934-9751	30	26	5305-01-006-2052	30	12
5310-00-934-9751	38	5	5305-01-006-2052	30	19
5310-00-934-9757	6	9	5305-01-006-2052	32	9
5310-00-934-9757	7	9	5305-01-006-2052	43	1
5310-00-934-9757	15	4	5935-01-006-2052	32	4
5310-00-934-9757	27	7	5935-01-025-2137	33	8
5310-00-934-9757	32	25	5795-01-050-7785	22	1
5310-00-934-9760	14	9	5795-01-050-7785	27	33
5310-00939-1060	5	30	5795-01-050-7785	28	9
6240-00-939-7859	11	22	5940-01-082-3321	27	24
5310-00-950-1310	35	5	5975-01-092-8655	31	15
5920-00-954-1624	45	13	5975-01-097-1734	32	44
5920-00-956-7355	1	5	5305-01-098-7194	9	1
5320-00-956-7355	6	1	5305-01-098-7194	12	33

**UNIT, DIRECT SUPPORT, AND GENERAL SUPPORT MAINTENANCE**  
**ARMY SPACE HEATER H-140**  
**NATIONAL STOCK NUMBER INDEX**

STOCK NUMBER	FIG.	ITEM	STOCK NUMBER	FIG.	ITEM
5305-01-098-7194	14	15	5331-01-360-0944	22	18
5305-01-098-7194	38	1	5975-01-364-5613	33	13
5320-01-110-7954	3	4	4820-01-396-0881	22	21
5320-01-110-7954	14	1	5930-01-397-7317	15	8
5935-01-112-9782	32	51	5935-01-397-9876	34	4
6350-01-129-6462	11	23	5330-01-398-4993	11	6
6350-01-129-6462	32	23	5330-01-398-4995	33	14
5320-01-145-9207	13	13	2530-01-398-5396	37	7
5935-01-175-8420	32	50	4730-01-398-5665	16	2
5935-01-181-1670	34	6	6105-01-398-7369	24	7
5935-01-181-6651	32	2	4730-01-398-8324	17	5
5935-01-184-7188	34	3	4710-01-398-8361	1	3
5935-01-189-3220	33	6	4710-01-398-8364	31	26
5340-01-190-7979	16	6	5310-01-398-9656	3	8
5935-01-193-5713	33	9	5330-01-398-9728	31	5
5310-01-198-1722	42	8	4720-01-398-9929	2	1
4730-01-212-2601	5	27	4520-01-399-0872	1	2
4730-01-227-1954	18	19	4520-01-399-1406	31	19
5940-01-232-8636	25	18	6680-01-399-1607	18	7
5940-01-232-8636	25	25	5310-01-399-1676	37	3
5940-01-232-8636	25	27	5340-01-399-2018	18	5
5940-01-232-8636	30	30	4530-01-399-2423	31	25
5940-01-261-2410	12	51	6210-01-399-2448	11	19
5940-01-261-2410	30	21	6210-01-399-2452	11	21
5305-01-269-9226	32	28	6210-01-399-2452	32	20
5310-01-274-3255	10	5	9320-01-399-3000	45	18
4310-01-275-9294	22	22	2910-01-399-4210	18	6
6145-01-276-7547	45	32	2910-01-399-5522	18	9
4820-01-280-3975	5	28	4720-01-399-5523	45	11
4810-01-290-4925	21	14	5975-01-400-0600	33	12
4810-01-291-9533	21	17	5315-01-400-5794	37	2
4320-01-299-0460	24	6	5975-01-406-1401	32	54
5910-01-302-2718	30	17	9320-01-409-1302	45	19
5315-01-302-9982	24	4	5330-01-410-8140	31	22
5340-01-307-4394	5	14	9320-01-411-7397	45	17
5340-01-307-4394	16	5	4730-01-412-1131	5	32
5310-01-315-3803	24	2	5330-01-412-1879	45	21
5975-01-322-6434	32	43	5330-01-413-2056	45	20
5330-01-329-9654	31	10	5310-01-422-3905	27	2
5305-01-332-3743	1	1	5365-01-433-8952	22	16
6150-01-335-3449	34	1	2910-01-434-0828	22	14
5305-01-342-5174	31	11	5340-01-455-1129	22	20
5305-01-342-5174	38	8	5320-01-467-4309	12	36
5305-01-355-4984	34	10	5320-01-467-4309	13	21
5305-01-356-1897	32	17	5320-01-467-4309	30	16

---

**UNIT, DIRECT SUPPORT, AND GENERAL SUPPORT MAINTENANCE**  
**ARMY SPACE HEATER H-140**  
**NATIONAL STOCK NUMBER INDEX**

---

STOCK NUMBER	FIG.	ITEM	STOCK NUMBER	FIG.	ITEM
5320-01-467-4309	30	38	4820-01-474-6910	22	15
5320-01-467-4309	32	12	4820-01-479-5383	44	4
5320-01-467-4309	32	47	3010-01-482-1577	24	5
5320-01-467-4309	42	5	4720-01-483-4423	45	28
5320-01-467-4309	43	5			
5310-01-467-4627	42	4			
5320-01-467-4627	5	39			
5320-01-467-4627	39	8			
5977-01-280-0378	31	21			

**UNIT, DIRECT SUPPORT, AND GENERAL SUPPORT MAINTENANCE**  
**ARMY SPACE HEATER H-140**  
**PART NUMBER INDEX**

PART NUMBER	FIG.	ITEM	PART NUMBER	FIG.	ITEM
A10K80	42	6	ENSOLITE TYPE MLC	45	12
A31KB125	5	53	FN660-1/07	30	25
A-631	18	12	GORE-TEX	45	7
AAB00037	45	28	H2-66M	16	5
ABUP4	3	8	HCPS9-3336	32	54
AD42AH	3	4	HCPS9-3336W	35	11
AD42AH	5	47	HCPS9-6676W	33	4
AD42AH	14	1	IAP- 11- 1-60-1.00-01	11	14
AD42H	5	35	ITR10-130SD	13	21
AD42H	13	11	ITR10-130SD	30	16
AD42H	40	1	ITR10-130SD	30	38
AD42S	32	36	ITR10-130SD	32	12
AD42S	32	45	ITR10-130SD	32	47
AD43AH	32	1	ITR10-130SD	42	5
AD43H	13	13	ITR10-130SD	43	5
AD43H	35	1	ITR10-1340SD	12	36
AD62H	6	3	ITR25-165SD	5	41
AD62H	7	3	ITR25-165SD	39	8
AD64AH	7	1	ITR25-165SD	42	4
AD64H	1	5	J602	12	15
AD64H	5	39	J6BC-325-3	24	6
AD64H	6	1	LC1D25F7	12	25
AD64H	8	5	LRD22	12	24
AD64H	13	8	M23053/2-204-0	45	15
AD66ABS	3	10	M23053/5-107-0	45	13
AK43H	5	51	M23053/5-109-0	45	14
AK43H	32	16	M24243/6-A403H	3	7
AK43H	42	2	M5086/1-12-0	45	31
AS38386B2D015	2	1	M5086/1-12-5	45	32
AS568-035	18	24	M5086/1-12-9	45	33
ASTMB280-83,.1880DX.030WALL	45	25	M5086/1-16-9	45	34
ASTMB280-83,.25000X.030WALL	45	26	M7928/6-4	25	21
ASTMB280-83,.3750DX.032WALL	45	27	M7928/6-4	25	25
AVHC6-6- EM	16	4	M7928/6-4	25	29
BN L-5	12	23	M7928/6-4	30	30
BS1032	30	35	M85049/11- 112W	34	6
C-54-503	27	24	M85049/11-21W	33	9
C6P17DB9A	24	7	MA35333-38	6	10
C7988-1420-3B	19	7	M I L-R-6130TY2GRA	45	19
C7988-1420-3B	23	5	MIL- R-6855CL1GR 50	45	17
CA3100F18-1SF80	35	13	MIL-W-22759/16-16-9	45	30
CA3106F18-1PF80	32	51	MNU14-2500F1X	12	51
CO-03H0F(3/12)0635	45	3	MNU14-250DFIX	30	21
CO-08HOF (8/18)0600	45	4	MS15795-805	11	11
DD5025	32	17A	MS15795-805	12	28

## UNIT, DIRECT SUPPORT, AND GENERAL SUPPORT MAINTENANCE

## ARMY SPACE HEATER II- 140

## PART NUMBER INDEX

PART NUMBER	FIG.	ITEM	PART NUMBER	FIG.	ITEM
MS15795-805	12	42	MS25036-154	12	5
MS15795-805	31	18	MS25036-154	30	28
MS15795-807	27	9	MS25036-156	33	2
MS15795-810	4	3	MS25036-157	1	7
MS15795-810	27	3	MS25036-157	6	13
MS15795-810	31	3	MS25036-157	7	13
MS15795-812	23	9	MS25036-157	8	7
MS15795-812	37	11	MS25036-157	27	32
MS171566	24	4	MS25036-157	28	6
MS20257C2-1400	45	8	MS25036-157	33	3
MS20257C2-4800	45	9	MS25042-16DA	33	6
MS20257C3-4800	45	10	MS25042-18DA	32	50
MS20659-108	27	14	MS25043-14DA	32	2
MS21044C08	13	5	MS25043-16DA	34	3
MS21044N3	9	5	MS25043-18D	35	2
MS21044N3	18	20	MS27183-10	5	7
MS21266-2N	23	13	MS27183-10	8	3
MS21266-2N	39	7	MS27183-10	18	3
MS21333-109	25	13	MS27183-10	19	3
MS21333-128	25	12	MS27183-10	20	3
MS21333-67	14	3	MS27183-10	23	4
MS24665-142	24	3	MS27183-10	25	3
MS24665-357	40	8	MS27183-10	25	11
MS24665-372	37	5	MS27183-10	26	3
MS24665-377	37	1	MS27183-10	30	3
MS25036-102	32	52	MS27183-10	36	3
MS25036-102	35	10	MS27183-10	39	3
MS25036-106	12	50	MS27183-10	44	3
MS25036-106	27	25	MS27183-12	20	7
MS25036-106	28	5	MS27183-12	22	11
MS25036-108	30	22	MS27183-15	13	6
MS25036-108	30	27	MS27183-21	37	6
MS25036-112	1	6	MS27183-23	40	10
MS25036-112	6	12	MS27183-4	35	5
MS25036-112	7	12	MS27183-42	9	6
MS25036-112	8	6	MS27183-43	32	33
MS25036-112	30	23	MS27183-52	10	5
MS25036-149	35	9	MS27183-52	26	5
MS25036-150	35	8	MS27183-7	32	27
MS25036-153	12	6	MS27183-8	3	3
MS25036-153	25	20	MS27183-8	9	3
MS25036-153	25	24	MS27183-8	12	11
MS25036-153	25	28	MS27183-8	12	35
MS25036-153	27	26	MS27183-8	14	11
MS25036-153	32	53	MS27183-8	15	6

**UNIT, DIRECT SUPPORT, AND GENERAL SUPPORT MAINTENANCE**  
**ARMY SPACE HEATER H-140**  
**PART NUMBER INDEX**

PART NUMBER	FIG.	ITEM	PART NUMBER	FIG.	ITEM
MS27183-8	18	21	MS35307-306	30	4
MS27183-8	30	8	MS35333-37	11	10
MS27183-8	32	6	MS35333-37	12	17
MS27183-8	32	11	MS35333-38	7	10
MS27183-8	38	3	MS35333-38	15	5
MS27183-8	38	7	MS35333-39	11	4
MS27183-8	43	3	MS35333-39	30	13
MS28741-6-3000	16	7	MS35333-39	30	20
MS29513-014	11	7	MS35333-40	12	2
MS2BULK23-30	11	24	MS35333-47	5	30
MS3212-18	32	34	MS35338-136	12	41
MS3212-28	32	28	MS35338-136	31	17
MS33242-11	10	1	MS35338-138	5	9
MS33242-14	25	6	MS35338-138	31	12
MS3367-1-0	12	45	MS35338-139	4	2
MS3367-1-9	27	19	MS35338-139	27	2
MS3367-5-9	33	7	MS35338-139	31	2
MS3367-5-9	34	2	MS35338-142	27	8
MS3368-4-4D	22	1	MS35338-40	35	4
MS3368-4-4D	27	33	MS35338-42	32	26
MS3368-4-4D	28	9	MS35338-43	3	2
MS3368-4-9D	32	55	MS35338-43	5	10
MS3368-4-9D	33	5	MS35338-43	9	2
MS3368-4-90	35	12	MS35338-43	12	10
MS3401D16-10S	34	4	MS35338-43	12	34
MS3406D16-10P	33	8	MS35338-43	14	10
MS3420-12	33	10	MS35338-43	18	14
MS3420-6	34	5	MS35338-43	32	5
MS35190-240	11	17	MS35338-43	32	10
MS35190-240	12	29	MS35338-43	38	2
MS35190-240	12	39	MS35338-43	38	6
MS35190-307	37	12	MS35338-43	43	2
MS35200-245	27	10	MS35338-44	5	6
MS35206-218	35	3	MS35338-44	5	17
MS35206-228	11	9	MS35338-44	8	2
MS35206-231	12	18	MS35338-44	10	4
MS35206-245	6	11	MS35338-44	18	2
MS35206-245	7	11	MS35338-44	19	2
MS35206-245	15	7	MS35338-44	20	2
MS35206-263	18	13	MS35338-44	23	3
MS35207-264	9	7	MS35338-44	25	2
MS35207-267	3	1	MS35338-44	25	10
MS35207-267	11	5	MS35338-44	26	2
MS35207-267	12	12	MS35338-44	30	2
MS35242-11	28	2	MS35338-44	36	2

## UNIT, DIRECT SUPPORT, AND GENERAL SUPPORT MAINTENANCE

## ARMY SPACE HEATER H-140

## PART NUMBER INDEX

PART NUMBER	FIG.	ITEM	PART NUMBER	FIG.	ITEM
MS35338-44	39	2	MS51849-65	32	4
MS35338-44	44	2	MS51849-65	32	9
MS35338-45	5	2	MS51849-65	43	1
MS35338-45	20	6	MS51849-68	9	1
MS35338-45	22	10	MS51849-68	12	33
MS35338-45	37	10	MS51849-68	14	15
MS35338-46	24	2	MS51849-68	38	1
MS36339-39	30	7	MS51849-74C	31	11
MS35489-11	28	1	MS51849-74C	38	8
MS35489-14	28	4	MS51922-9	23	8
MS35489-3	28	12	MS51957-26	11	12
MS35489-6	30	39	MS51957-26	31	16
MS35489-6	32	38	MS51957-46	13	7
MS35649-202	5	8	MS51959-43	31	6
MS35649-204	14	9	MS51967-2	12	1
MS35649-2255	27	1	MS51967-2	27	34
MS35649-2255	31	1	MS51967-2	30	1
MS35649-262	11	16	MS51971-2	5	16
MS35649-262	12	16	MS51971-2	25	1
MS35649-262	12	40	MS51971-2	25	9
MS35649-262	32	32	MS51971-2	26	1
MS35649-282	6	9	MS51971-2	37	9
MS35649-282	7	9	MS51971-2	39	5
MS35649-282	15	4	MS51971-5	20	5
MS35649-282	27	7	MS90725-10	25	4
MS35649-282	32	25	MS90725-33	5	1
MS35650-302	9	11	MS90725-33	20	8
MS35650-302	11	3	MS90725-33	23	10
MS35650-302	12	9	MS90725-42	22	12
MS35650-302	30	26	MS90725-6	4	1
MS35650-302	38	5	MS90725-6	5	5
MS35691-61	5	29	MS90725-6	10	3
MS35692-61	22	9	MS90725-6	18	1
MS35692-61	40	9	MS90725-6	19	1
MS35849-15	44	5	MS90725-6	20	1
MS39162-5	5	27	MS90725-6	23	2
MS51029-49	31	8	MS90725-6	25	5
MS51029-53	31	14	MS90725-6	25	16
MS51029-55	31	24	MS90725-6	26	4
MS51531B6Z	17	5	MS90725-6	39	1
MS51849-139C	1	1	MS90725-62	24	1
MS51849-65	12	21	MS90725-8	5	15
MS51849-65	30	6	MS90725-8	8	1
MS51849-65	30	12	MS90725-8	12	3
MS51849-65	30	19	MS90725-8	26	6



## UNIT, DIRECT SUPPORT, AND GENERAL SUPPORT MAINTENANCE

## ARMY SPACE HEATER H-140

## PART NUMBER INDEX

PART NUMBER	FIG.	ITEM	PART NUMBER	FIG.	ITEM
MS90725-8	36	1	1829	11	20
MS90725-8	44	1	1829	32	21
MS9955-023	33	14	20017	11	1
MS9955-107	11	6	200984	18	7
OR-239-1695-707	31	10	20600D39-153	27	12
PDC-6	5	14	20601L8-276	27	11
PDM-25	11	8	2251	33	12
PDP-6	16	6	225S	3	11
R2OP	22	19	22AF0875	24	9
R411NPSA.125X1.00X1.00	45	20	230R	22	14
R411NPSA.125X1.50X1.00	45	21	244-16C	42	7
R411NPSA.190X1.00X1.00	45	22	244-16S	5	52
R411NPSA.62X1.00X2.00	45	23	244-16S	42	3
R70-2- HCO-238	15	8	2524	32	44
RK20011	22	21	2643540002	45	24
RK20022	22	16	268-P-04X02	15	3
RK20025	22	22	282-P-8	15	2
RK20046	22	23	3152X4	22	8
RK20179	22	20	3220X4X2	21	13
RK22244	22	18	3234	12	8
RK22350-02	22	17	3234	33	13
RK30476	22	15	3300X4X2	14	8
RRC271TYPE2CLASS2	45	5	3326X4	21	15
RV4NAYSD-102A	32	17	3327X2	21	18
SC628MA	11	23	3500X2	21	10
SC628MA	32	23	3603T76	45	6
W05465	5	33	3750X2	21	12
WCS M-20/6-1200-5	30	33	3X290	21	14
YAV8C-L	9	8	4002-OS	5	46
000125-80W2	31	25	4002-OS	6	8
01-0604-1756	45	35	4002-OS	7	8
0-1290/056762	31	22	4002-OS	13	4
027860-2	29	1	4002-10S	13	3
05H P-8	18	19	4002-28S	6	6
08320116	45	18	4002-28S	7	6
1018751S	16	3	4002-28S	38	14
120MB	11	22	4002-8S	5	45
12339998-13	42	8	4002-OS	38	13
12408	31	15	4002-SW-SS	5	43
13229E8567	34	1	4002-SW-SS	6	5
13229E8567-2	34	7	4002-SW-SS	7	5
13229E8567-3	34	8	4002-SW-SS	38	11
13229E8567-4	34	9	40G26-1	5	44
141SL	32	43	40G26-1	6	7
142	12	7	40G26-1	7	7

## UNIT, DIRECT SUPPORT, AND GENERAL SUPPORT MAINTENANCE

## ARMY SPACE HEATER H-140

## PART NUMBER INDEX

PART NUMBER	FIG.	ITEM	PART NUMBER	FIG.	ITEM
40G26-1	13	2	60140-10	41	19
40G26-1	38	12	60140-11	41	9
41000E	30	36	60140-12	41	12
41X3	14	5	60140-13	41	13
41X4	17	2	60140-15	41	34
41X4	21	2	60140-18	41	27
41X4	21	6	60140-19	41	25
41X6	17	8	60140-2	41	14
41X6	22	5	60140-20	41	28
4306317	14	13	60140-21	5	23
44615K412	5	32	60140-22	41	33
44F3092	12	22	60140-23	41	35
44-P YELLOW	45	29	60140-24	41	38
48X3	14	7	60140-25	41	39
48X3	21	16	60140-26	41	10
48X4	21	9	60140-3	41	16
48X4	31	27	60140-4	41	17
48X4X4	21	19	60140-6	41	22
48X6	5	26	60140-7	41	20
49X4	18	10	60140-8	41	21
49X4	21	8	60140-9	41	24
49X4X4	21	4	60148-100	5	40
49X4X4	22	3	60170-1	41	26
49X6	18	11	60171-2	41	29
49X6	22	7	60174-1	6	15
52010-8	28	7	60175-1	7	15
5510K23	45	11	60179-1	5	22
60012-1	14	2	60181-1	41	23
60020-1	37	3	60182-1	41	11
60022-1	5	13	60182-2	41	15
60023-100	18	5	60183-1	41	18
60027-100	18	6	60184-1	41	32
60029-100	18	8	60185-1	41	37
60031-1	5	12	60186-1	41	31
60034-1	3	13	60187-1	41	30
60035-100	39	6	60188-1	5	24
60040-101	3	6	60188-3	4	7
60046-1 00	39	9	60188-4	4	5
60047-1	39	10	60188-5	4	6
60075-1	10	2	60190-1	41	36
60077-1	39	4	601-GP-08	12	19
60078-1	3	12	601-GP-08	32	30
60079-1	15	1	60202-1	5	38
60104-100	37	2	60202-10	40	5
60140-1	41	8	60202-11	40	7

## UNIT, DIRECT SUPPORT, AND GENERAL SUPPORT MAINTENANCE

## ARMY SPACE HEATER H-140

## PART NUMBER INDEX

PART NUMBER	FIG.	ITEM	PART NUMBER	FIG.	ITEM
60202-3	40	2	60274-1	37	7
60202-4	40	6	60275-1	12	43
60202-5	5	36	60275-100	12	32
60202-6	5	48	60276-1	12	44
60202-7	5	37	60277-100	27	6
60202-9	40	4	60279-1	35	6
60210-100	16	1	60280-100	20	9
60211-3	5	31	60285-100	28	11
60220-100	5	42	60290-100	26	11
60220-3	5	49	60290-40	27	15
60220-4	5	50	60290-40	28	13
60223-1	40	11	602-GP-08	12	13
60225-1	36	4	60300-90	5	4
60242-101	12	38	60306-2	12	52
60242-101	32	14	60306-2	25	22
60242-8	12	46	60306-2	25	26
60242-9	12	47	60306-2	25	30
60243-1	12	31	60306-21	24	8
60245-1	11	18	60306-36	25	19
60250-100	32	3	60306-37	25	23
60251-1	33	11	60306-38	25	27
60251-100	33	1	60306-82	30	29
60252-1	35	15	60306-88	12	4
60252-100	35	7	60306-91	12	49
60252-9	35	14	60308-1	14	14
60253-1	40	3	60309-1	14	12
60254-100	6	2	60315-100	42	1
60254-13	6	14	60320-100	41	1
60255-100	37	4	60320-37	41	2
60256-1	3	5	60320-38	41	4
60258-100	4	4	60320-39	41	3
60258-2	4	12	60320-40	41	5
60258-3	4	11	60320-41	41	6
60258-4	4	10	60320-42	41	7
60258-5	4	9	60324-1	38	17
60258-6	4	8	60325-100	38	4
60258-7	4	13	60326-100	38	10
60259-1	4	14	60327-1	38	9
60260-100	10	6	60328-1	38	15
60260-43	12	26	60329-1	38	16
60267-100	9	13	60347-1	3	9
60268-100	7	2	60358-1	8	4
60268-13	7	14	60358-6	8	8
60269-100	25	14	60365-100	5	54
60270-100	25	8	60367-100	5	34

**UNIT, DIRECT SUPPORT, AND GENERAL SUPPORT MAINTENANCE**  
**ARMY SPACE HEATER II- 140**  
**PART NUMBER INDEX**

PART NUMBER	FIG.	ITEM	PART NUMBER	FIG.	ITEM
60370-100	5	18	60557-100	1	3
60370-11	5	19	60558-1	1	9
60370-12	5	20	60558-100	1	4
60370-13	5	21	60558-3	1	8
60371-1	12	30	60561-100	1	2
60380-100	18	4	60564-1	5	3
60381-1	12	20	60565-1	9	10
60381-100	32	31	60565-100	9	4
60385-100	18	15	60565-4	9	9
60390-100	18	9	60580-1	25	31
60393-1	7	16	60584-1	25	15
60394-1	6	16	60588-1	25	18
60412-100	30	34	60592-100	25	17
60414-1	28	10	60593-1	25	7
60414-101	28	3	60601-100	37	8
60414-7	28	10	60607-100	37	13
60414-9	28	8	60617-1	6	4
60424-1	11	21	60625-1	7	4
60424-2	11	19	60634-1	24	5
60438-100	30	32	60642-2	26	10
60440-1	27	27	60701-101	31	4
60440-101	27	18	60702-100	31	23
60440-2	27	28	60707-100	31	7
60440-3	27	29	60709-2	31	20
60440-4	27	30	60710-101	31	13
60440-5	27	31	60712-1	31	19
60440-7	27	23	60717-1	31	5
60440-8	27	20	60731-100	31	21
60440-9	27	22	60734-100	31	26
60458-1	18	25	60740-100	31	9
60462-1	18	22	60755-1	21	3
60463-100	18	23	60755-100	21	1
60469-1	18	16	60756-1	21	7
60474-9	21	11	60756-100	21	5
60477-100	18	17	60757-1	17	6
60477-101	18	18	60757-100	17	4
60494-1	5	11	60758-1	17	9
60498-1	19	5	60758-1	22	6
60498-100	19	4	60758-100	17	7
60499-1	19	6	60758-100	22	4
60501-100	23	6	60759-1	17	3
60503-1	20	4	60759-100	17	1
60504-100	23	11	60761-1	14	6
60531-1	27	13	60761-100	14	4
60550-1	23	1	60762-100	5	25

**UNIT, DIRECT SUPPORT, AND GENERAL SUPPORT MAINTENANCE**  
**ARMY SPACE HEATER H-140**  
**PART NUMBER INDEX**

PART NUMBER	FIG.	ITEM	PART NUMBER	FIG.	ITEM
60763-1	22	2	60845-100	30	37
60765-1	32	35	60862-1	32	15
60766-1	32	41	60863-100	32	8
60767-1	32	46	60871-100	44	6
60769-1	32	39	60872-100	44	4
60770-100	32	40	60873-1	23	7
60770-5	32	42	60873-2	23	12
60771-100	32	48	60875-100	43	4
60772-1	12	37	60878-1	44	8
60772-1	32	13	60879-1	44	7
60773-100	32	7	60883-100	24	10
60773-22	32	29	60884-101	12	48
60774-1	32	37	60884-100	32	58
60775-1	32	56	6X409	21	17
60775-100	32	49	7003	31	29
60775-9	32	57	700-4F4F4F-BT	5	28
60778-100	32	24	70710	31	31
60780-100	13	1	71013	31	30
60780-14	13	18	71063	31	32
60780-15	13	19	72708	27	4
60781-100	13	15	77014-0033-1	26	8
60781-3	13	16	77014-0033-2	26	7
60781-4	13	17	77014-0034	26	9
60783-1	13	12	77014-0044	27	5
60784-1	32	19	77014-0045	29	2
60785-100	13	20	77014-0053	27	17
60790-100	11	15	77014-0055	27	16
60797-100	12	14	77014-0066	31	33
60803-1	11	13	77014-0077	31	35
60804-1	12	27	77014-0088	31	34
60808-100	22	13	77014-0100	31	36
60816-1	13	14	77014-1000	31	28
60817-100	13	10	8031K21	27	21
60817-101	13	9	8315C	34	10
60824-1	11	2	8663	45	1
60840-100	30	5	8669	45	2
60840-16	30	24	8930T33	45	16
60840-5	30	31	9100X5X4	16	2
60841-100	30	14	92510A342	9	12
60841-2	30	15	9452K338	32	18
60842-1	30	18	95-5710-3171-203	32	20
60843-100	30	9	95-5710-3172-203	32	22
60843-4	30	11	97F9002	30	17
60843-7	30	10			





<b>TO:</b> (Forward direct to addressee listed in publication) Commander, U.S. Army C-E LCMC ATTN: AMSEL-LC-LEO-E-ED-P FORT MONMOUTH, NJ 07703-5000	<b>FROM:</b> (Activity and location) (Include ZIP Code) MSG, Jane Q. Doe 1234 Any Street Nowhere Town, AL 34565	<b>DATE</b> 8/30/02
--	--	------------------------

**PART II - REPAIR PARTS AND SPECIAL TOOL LISTS AND SUPPLY CATALOGS/SUPPLY MANUALS**

PUBLICATION NUMBER			DATE	TITLE				
PAGE NO.	COLM NO.	LINE NO.	NATIONAL STOCK NUMBER	REFERENCE NO.	FIGURE NO.	ITEM NO.	TOTAL NO. OF MAJOR ITEMS SUPPORTED	RECOMMENDED ACTION

**PART III - REMARKS** (Any general remarks, corrections, or suggestions for improvement of publications and blank forms. Additional blank sheets may be used if more space is needed.)

**EXAMPLE**

TYPED NAME, GRADE OR TITLE MSG, Jane Q. Doe, SFC	TELEPHONE EXCHANGE/AUTOVON, PLUS EXTENSION 788-1234	SIGNATURE
---	--	-----------



<b>RECOMMENDED CHANGES TO PUBLICATIONS AND BLANK FORMS</b>						DATE
For use of this form, see AR 310-1; the proponent agency is the US Army Adjutant General Center.						Use Part II (reverse) for Repair Parts and Special Tool Lists (RPSTL) and Supply Catalogs/Supply Manuals (SC/SM).
TO: (Forward to proponent of publication or form) (Include ZIP Code)						FROM: (Activity and location) (Include ZIP Code)
<b>PART I - ALL PUBLICATIONS (EXCEPT RPSTL AND SC/SM) AND BLANK FORMS</b>						
PUBLICATION/FORM NUMBER					DATE	TITLE
ITEM NO.	PAGE NO.	PARA-GRAPH	LINE NO.*	FIGURE NO.	TABLE NO.	RECOMMENDED CHANGES AND REASON <i>(Exact wording of recommended change must be given)</i>
<i>* Reference to line numbers within the paragraph or subparagraph.</i>						
TYPED NAME, GRADE OR TITLE				TELEPHONE EXCHANGE/AUTOVON, PLUS EXTENSION		SIGNATURE

<b>TO:</b> <i>(Forward to proponent of publication or form) (Include ZIP Code)</i>	<b>FROM:</b> <i>(Activity and location) (Include ZIP Code)</i>	<b>DATE</b>
--	--	-------------

**PART II- REPAIR PARTS AND SPECIAL TOOL LISTS AND SUPPLY CATALOGS/SUPPLY MANUALS**

PUBLICATION/FORM NUMBER			DATE		TITLE			
PAGE NO.	COLM NO.	LINE NO.	FEDERAL STOCK NUMBER	REFERENCE NO.	FIGURE NO.	ITEM NO.	TOTAL NO. OF MAJOR ITEMS SUPPROTED	RECOMMENDED ACTION

**PART III - REMARKS** *(Any general remarks or recommendations, or suggestions for improvement of publications and blank forms. Additional blank sheets may be used if more space is needed.)*

TYPED NAME, GRADE OR TITLE	TELEPHONE EXCHANGE/AUTOVON, PLUS EXTENSION	SIGNATURE
----------------------------	--	-----------

<b>RECOMMENDED CHANGES TO PUBLICATIONS AND BLANK FORMS</b> <b>For use of this form, see AR 310-1; the proponent agency is the US Army Adjutant General Center.</b>						Use Part II ( <i>reverse</i> ) for Repair Parts and Special Tool Lists (RPSTL) and Supply Catalogs/Supply Manuals (SC/SM).	DATE
<b>TO:</b> ( <i>Forward to proponent of publication or form</i> ) ( <i>Include ZIP Code</i> )						<b>FROM:</b> ( <i>Activity and location</i> ) ( <i>Include ZIP Code</i> )	
<b>PART I - ALL PUBLICATIONS (EXCEPT RPSTL AND SC/SM) AND BLANK FORMS</b>							
PUBLICATION/FORM NUMBER						DATE	TITLE
ITEM NO.	PAGE NO.	PARA-GRAPH	LINE NO.*	FIGURE NO.	TABLE NO.	RECOMMENDED CHANGES AND REASON <i>(Exact wording of recommended change must be given)</i>	
<i>* Reference to line numbers within the paragraph or subparagraph.</i>							
TYPED NAME, GRADE OR TITLE				TELEPHONE EXCHANGE/AUTOVON, PLUS EXTENSION		SIGNATURE	

<b>TO:</b> <i>(Forward to proponent of publication or form) (Include ZIP Code)</i>	<b>FROM:</b> <i>(Activity and location) (Include ZIP Code)</i>	<b>DATE</b>
--	--	-------------

**PART II- REPAIR PARTS AND SPECIAL TOOL LISTS AND SUPPLY CATALOGS/SUPPLY MANUALS**

PUBLICATION/FORM NUMBER			DATE		TITLE			
PAGE NO.	COLM NO.	LINE NO.	FEDERAL STOCK NUMBER	REFERENCE NO.	FIGURE NO.	ITEM NO.	TOTAL NO. OF MAJOR ITEMS SUPPROTED	RECOMMENDED ACTION

**PART III - REMARKS** *(Any general remarks or recommendations, or suggestions for improvement of publications and blank forms. Additional blank sheets may be used if more space is needed.)*

--

TYPED NAME, GRADE OR TITLE	TELEPHONE EXCHANGE/AUTOVON, PLUS EXTENSION	SIGNATURE
----------------------------	--	-----------

<b>RECOMMENDED CHANGES TO PUBLICATIONS AND BLANK FORMS</b> <b>For use of this form, see AR 310-1; the proponent agency is the US Army Adjutant General Center.</b>						Use Part II ( <i>reverse</i> ) for Repair Parts and Special Tool Lists (RPSTL) and Supply Catalogs/Supply Manuals (SC/SM).	DATE
<b>TO:</b> ( <i>Forward to proponent of publication or form</i> ) ( <i>Include ZIP Code</i> )						<b>FROM:</b> ( <i>Activity and location</i> ) ( <i>Include ZIP Code</i> )	
<b>PART I - ALL PUBLICATIONS (EXCEPT RPSTL AND SC/SM) AND BLANK FORMS</b>							
PUBLICATION/FORM NUMBER						DATE	TITLE
ITEM NO.	PAGE NO.	PARA-GRAPH	LINE NO.*	FIGURE NO.	TABLE NO.	<b>RECOMMENDED CHANGES AND REASON</b> <i>(Exact wording of recommended change must be given)</i>	
<i>* Reference to line numbers within the paragraph or subparagraph.</i>							
TYPED NAME, GRADE OR TITLE				TELEPHONE EXCHANGE/AUTOVON, PLUS EXTENSION		SIGNATURE	

<b>TO:</b> <i>(Forward to proponent of publication or form) (Include ZIP Code)</i>	<b>FROM:</b> <i>(Activity and location) (Include ZIP Code)</i>	<b>DATE</b>
--	--	-------------

**PART II- REPAIR PARTS AND SPECIAL TOOL LISTS AND SUPPLY CATALOGS/SUPPLY MANUALS**

PUBLICATION/FORM NUMBER			DATE		TITLE			
PAGE NO.	COLM NO.	LINE NO.	FEDERAL STOCK NUMBER	REFERENCE NO.	FIGURE NO.	ITEM NO.	TOTAL NO. OF MAJOR ITEMS SUPPROTED	RECOMMENDED ACTION

**PART III - REMARKS** *(Any general remarks or recommendations, or suggestions for improvement of publications and blank forms. Additional blank sheets may be used if more space is needed.)*

TYPED NAME, GRADE OR TITLE	TELEPHONE EXCHANGE/AUTOVON, PLUS EXTENSION	SIGNATURE
----------------------------	--	-----------








By Order of the Secretary of the Army:

Official:

  
SANDRA R. RILEY  
*Administrative Assistant to the  
Secretary of the Army*  
0602505

PETER J. SCHOOMAKER  
*General, United States Army  
Chief of Staff*

DISTRIBUTION:

To be distributed in accordance with the initial distribution number (IDN) 256883 requirements for TM 9-4520-271-24P.





PIN: 083006-000